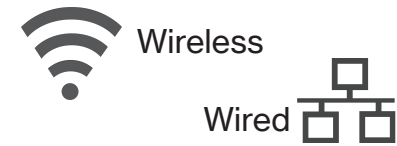




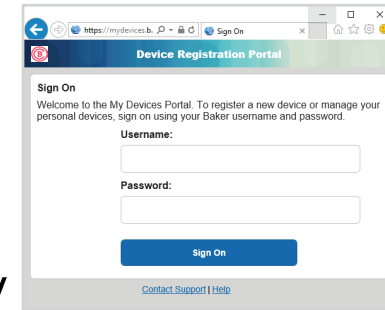
Baker College

What network should I use on campus?

Revision 8/8/2017



Residence Halls Only



Windows, Mac, Android iOS, etc. device with wireless capability that allows authentication with a user name and password.

- Connect to BakerWiFi
- Enter your user name and password

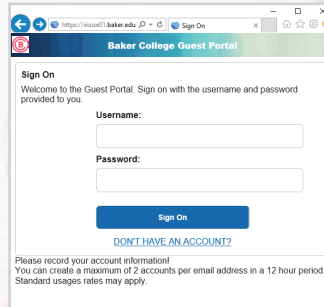


Guests and vendors with wireless capable devices. You may request a temporary account that will be active for 12-hours.

- Connect to "BakerGuest"
- Open a browser, attempt to open any website and at the login page, click the "Don't Have An Account" link
- Fill out the form and click "Register"
- Be sure to write down your credentials or press the corresponding button to email or text you a copy.

NOTE: This screen cannot be accessed again once you leave, so keep a copy of your credentials!

- Click "Sign On"
- Login with your temporary credentials



Chromecast, SmartTV, game systems, etc. wireless devices that do not work with user authentication AND desktops, game systems, etc. that only have a wired connection

- From a different device, already connected to the Baker College network, open a browser and navigate to mydevices.baker.edu
- Login with your user name and password
- Accept the policy
- Click "Add" button
- Type a name to help you identify your device
 - Enter the **wireless** mac address of your wireless device OR the **wired** mac address of your wired device in the "Device ID" field
- Click "Submit" button. Your device will register and be able to connect to ResLife immediately.

Most locations offer ONE active wired jack in the room/suite common area (the living room). If you need to plug in more devices, a **switch** will be required.

Please Note: • Current limit of 5 device registrations per person (With immediate registration, you can swap devices with a simple add/delete anytime!)

- Devices that have not contacted the network in 30+ days will be automatically removed.
- Registered device status will always show *pending*, but work on ResLife wired or wireless.

I read this guide and still need help!

1. Visit <https://my.baker.edu> > Information Technology
2. If you are a resident hall student, talk with your RA or RHC