

## A. General Information

### A0. Respondent Information (not for publication)

First Name:	Sherri
Last Name:	Donovan
Title:	Director of Institutional Effectiveness
Office:	Administration
Address:	1020 S Washington St
City:	Owosso
State:	Michigan
Zip:	48867
Country:	United States
Phone Number:	989.729.3412
Extension:	
Email Address:	<a href="mailto:sherri.donovan@baker.ed">sherri.donovan@baker.ed</a>

Are your responses to the CDS posted for reference on your institution's website? *(click to select from dropdown)*

Yes

If yes, please provide a direct link to the posted CDS responses:

[https://my.baker.edu/ICS/About\\_Us/Institutional\\_Effectiveness\\_Research/Common\\_Data\\_Set.jnz](https://my.baker.edu/ICS/About_Us/Institutional_Effectiveness_Research/Common_Data_Set.jnz)

### A0A. Comments About CDS (not for publication)

We invite you to indicate if there are items on the CDS for which you cannot use the requested analytic convention, cannot provide data for the cohort requested, whose methodology is unclear, or about which you have questions or comments in general. This information will not be published but will help the publishers further refine CDS items.

Enter comments  
about CDS here:

--

### A1. Address Information

Please enter general institution information below:

Name of College or University

Street Address:

City:

State:

Zip:

Country:

Main Institution Phone Number:

Main Institution Website:

Main Institution Email:

Baker College
1020 S Washington St
Owosso
Michigan
48867
United States
(855) 487-7888
<a href="https://www.baker.edu/">https://www.baker.edu/</a>
<a href="mailto:getenrolled@baker.edu">getenrolled@baker.edu</a>

Please enter Admissions Office information below:

Street Address:

City:

State:

Zip:

Country:

Admissions Phone Number:

Admissions Toll-free Number:

Admissions Website:

Admissions Email Address:

1020 S Washington St
Owosso
Michigan
48867
United States
(855) 487-7888
(855) 487-7888
<a href="https://www.baker.edu/">https://www.baker.edu/</a>
<a href="mailto:getenrolled@baker.edu">getenrolled@baker.edu</a>

Is there a separate URL for your school's online application? If yes, please specify:

<a href="https://enroll.baker.edu/">https://enroll.baker.edu/</a>
---

Note: In sections B4-B21, the numbers for the Final 2016 cohort (C) and Six-Year graduation rate for 2016 cohort (H) have been corrected from the values reported in the Common Data Set for 2022-2023.

If you have a mailing address other than the one listed above to which applications should be sent, please provide:

Baker College  
P.O. Box 77000  
Owosso, MI 48867

**A2. Source of Institutional Control:** *(click to select from dropdown)*

Private (Nonprofit)

**A3. Classify your undergraduate institution:** *(click to select from dropdown)*


Coeducational

B4-B21

**A4. Academic year calendar:** *(click to select from dropdown)*

Semester

*A4A. Describe if calendar differs by program or other:*



**A5. Degrees offered by your institution** *(select all that apply).*

Certificate

Diploma

Associate

Terminal

Transfer

Master's

Post-Master's certificate

Doctoral degree - research/scholarship

Doctoral degree - professional practice

Doctoral degree - other

Note: In sections B4-B21, the numbers for the Final 2016 cohort (C) and Six-Year graduation rate for 2016 cohort (H) have been corrected from the values reported in the Common Data Set for 2022-2023.

Common Data Set 2023-2024

- Bachelor's
  
- Post-Bachelor's certificate

**A6. Diversity, Equity, and Inclusion**

If you have a diversity, equity, and inclusion office or department, please provide the URL of the corresponding Web page:

[https://my.baker.edu/ICS/About\\_Us/Diversity\\_Equity\\_Inclusion/About\\_DEI.jnz](https://my.baker.edu/ICS/About_Us/Diversity_Equity_Inclusion/About_DEI.jnz)

**END OF SECTION A**

Note: In sections B4-B21, the numbers for the Final 2016 cohort (C) and Six-Year graduation rate for 2016 cohort (H) have been corrected from the values reported in the Common Data Set for 2022-2023.

Note: In sections B4-B21, the numbers for the Final 2016 cohort (C) and Six-Year graduation rate for 2016 cohort (H) have been corrected from the values reported in the Common Data Set for 2022-2023.

## B. ENROLLMENT AND PERSISTENCE

### B1. Institutional Enrollment

Provide numbers of students for each of the following categories as of the institution's official fall reporting date or as of **October 15, 2023**.

1. Report students formally designated as "first professional" in the graduate counts.
2. If your institution collects and reports non-binary gender data, please use the "Another Gender" category.  
In cases where gender information is not provided, please distribute across the two binary categories.

For more information on how to report study abroad students, [please see NCES.GOV documentation](#).

	Men		Women		Another Gender	
	Full Time Enrollment	Part Time Enrollment	Full Time Enrollment	Part Time Enrollment	Full Time Enrollment	Part Time Enrollment
<b>UNDERGRADUATE STUDENTS</b>						
Degree-seeking, first-time, first-year students	52.0	21.0	189.0	94.0	0.0	0.0
Other first-year, degree-seeking students	46.0	44.0	84.0	247.0	0.0	0.0
All other degree-seeking undergraduate students	245.0	295.0	777.0	935.0	0.0	0.0
<b>Total degree-seeking undergraduate students</b>	<b>343.0</b>	<b>360.0</b>	<b>1,050.0</b>	<b>1,276.0</b>	<b>0.0</b>	<b>0.0</b>
All other undergraduates enrolled in credit courses	15.0	183.0	22.0	326.0	0.0	0.0

Note: In sections B4-B21, the numbers for the Final 2016 cohort (C) and Six-Year graduation rate for 2016 cohort (H) have been corrected from the values reported in the Common Data Set for 2022-2023.

Common Data Set 2023-2024

<b>Total Undergraduate Students</b>	<b>358.0</b>	<b>543.0</b>	<b>1,072.0</b>	<b>1,602.0</b>	<b>0.0</b>	<b>0.0</b>
<b>Total part-time undergraduate degree-seeking students</b>				<b>1,636.0</b>		
<b>Total full-time undergraduate degree-seeking students</b>				<b>1,393.0</b>		
<b>Total of all undergraduate degree-seeking students</b>				<b>3,029.0</b>		
<b>Total of all undergraduate students enrolled</b>				<b>3,575.0</b>		

	<b>Men</b>		<b>Women</b>		<b>Another Gender</b>	
	<b>Full Time Enrollment</b>	<b>Part Time Enrollment</b>	<b>Full Time Enrollment</b>	<b>Part Time Enrollment</b>	<b>Full Time Enrollment</b>	<b>Part Time Enrollment</b>
<b>GRADUATE STUDENTS</b>						
Degree-seeking, first-time	1.0	9.0	19.0	20.0		
All other degree-seeking	19.0	60.0	44.0	151.0		
All other graduates enrolled in credit courses	0.0	0.0	0.0	0.0		
<b>Total Graduate Students</b>	<b>20.0</b>	<b>69.0</b>	<b>63.0</b>	<b>171.0</b>	<b>0.0</b>	<b>0.0</b>

<b>Total part-time graduate degree-seeking students</b>	<b>240.0</b>
<b>Total full-time graduate degree-seeking students</b>	<b>83.0</b>

Note: In sections B4-B21, the numbers for the Final 2016 cohort (C) and Six-Year graduation rate for 2016 cohort (H) have been corrected from the values reported in the Common Data Set for 2022-2023.



**Total of all graduate degree-seeking students**

**323.0**

**Total of all graduate students enrolled**

**323.0**

## B2. Enrollment by Racial/Ethnic Category

Provide numbers of undergraduate students for each of the following categories as of the institution’s official fall reporting date or as of **October 15, 2023**.

1. Include international students only in the category "Nonresidents."

**2. Complete the “Total Undergraduates” column only if you cannot provide data for the first two columns.**

3. Report as your institution reports to IPEDS: persons who are Hispanic should be reported only on the Hispanic line, not under any race, and persons who are non-Hispanic multi-racial should be reported only under "Two or more races."

4. New guidance from IPEDS for reporting aggregate data: *"Racial/ethnic designations are requested only for United States citizens, residents, and other eligible non-citizens. Eligible non-citizens include all students who completed high school or a GED equivalency within the United States (including DACA and undocumented students) and who were not on an F-1 non-immigrant student visa at the time of high school graduation."*

5. More information about other eligible (for financial aid purposes) non-citizens is available at <https://studentaid.gov/understandaid/eligibility/requirements/non-us-citizens>.

6. Nonresident – A person who is not a citizen or national of the United States and who is in this country on a student visa or temporary basis and does not have the right to remain indefinitely. Do not include DACA, undocumented, or other eligible noncitizens in this category. Nonresidents are to be reported separately, in the boxes provided, rather than included in any of the seven racial/ethnic categories or in race/ethnicity unknown.

	<b>Degree-seeking, First-time, First-year</b>	<b>Degree-seeking Undergraduates</b> (include first-time, first- year)	<b>Total Undergraduates</b> (both degree-seeking and non-degree-seeking)
<b>International (nonresidents)</b>	3.0	24.0	102.0

Note: In sections B4-B21, the numbers for the Final 2016 cohort (C) and Six-Year graduation rate for 2016 cohort (H) have been corrected from the values reported in the Common Data Set for 2022-2023.

Common Data Set 2023-2024

<b>Hispanic/Latino</b>	26.0	199.0	221.0
<b>Black or African American, non-Hispanic</b>	20.0	300.0	307.0
<b>White, non-Hispanic</b>	292.0	2,268.0	2,672.0
<b>American Indian or Alaska Native, non-Hispanic</b>	5.0	18.0	33.0
<b>Asian, non-Hispanic</b>	4.0	48.0	51.0
<b>Native Hawaiian or other Pacific Islander, non-Hispanic</b>	0.0	4.0	5.0
<b>Two or more races, non-Hispanic</b>	5.0	132.0	142.0
<b>Race and/or ethnicity unknown</b>	1.0	36.0	42.0
<b>Total</b>	356.0	3,029.0	3,575.0

**B3. Persistence / Degrees**

Number of degrees awarded by your institution from July 1, 2022, to June 30, 2023.

Certificate/Diploma	34.0	Associate's Degrees	326.0
Bachelor's Degrees	620.0	Post-Bachelor's Degrees	1.0
Master's Degrees	97.0	Post-Master's Degrees	

Note: In sections B4-B21, the numbers for the Final 2016 cohort (C) and Six-Year graduation rate for 2016 cohort (H) have been corrected from the values reported in the Common Data Set for 2022-2023.

Common Data Set 2023-2024

Doctoral degree - research/scholarship

11.0

Doctoral degree - professional practice

Doctoral degree - other

Note: In sections B4-B21, the numbers for the Final 2016 cohort (C) and Six-Year graduation rate for 2016 cohort (H) have been corrected from the values reported in the Common Data Set for 2022-2023.

**B4-B21**

The items in this section correspond to data elements collected by the IPEDS Web-based Data Collection System’s Graduation

[For complete instructions and definitions of data elements, see the IPEDS GRS Forms and Instructions for the 2023-2024 Survey. https://nces.ed.gov/ipeds/use-the-data/survey-components/9/graduation-rates](https://nces.ed.gov/ipeds/use-the-data/survey-components/9/graduation-rates)

**In the following section for bachelor’s or equivalent programs, please disaggregate the Fall 2016 and Fall 2017 cohorts (formerly CDS B4-B11) into four groups:**

- Students who received a Federal Pell Grant\*
- Recipients of a subsidized Stafford Loan who did not receive a Pell Grant
- Students who did not receive either a Pell Grant or a subsidized Stafford Loan
- Total (all students, regardless of Pell Grant or subsidized loan status)

*\* Students who received both a Federal Pell Grant and a subsidized Stafford Loan should be reported in the "Recipients of a Federal Pell Grant" column.*

*For Bachelor’s or Equivalent Programs: Please provide data for the Fall 2017 cohort if available. If Fall 2017 cohort data are not available, provide data for the Fall 2016 cohort.*

	<b>2017 COHORT (AY - 7)</b>			
	<b>Recipients of a Federal Pell Grant</b>	<b>Recipients of a Subsidized Stafford Loan, who did not receive a Pell Grant</b>	<b>Students who did not receive either a Pell Grant or a subsidized Stafford Loan</b>	<b>Total</b>
<b>A. Initial 2017 cohort</b> of first-time, full-time, bachelor's (or equivalent) degree-seeking undergraduate students	120.0	30.0	35.0	185.0

Note: In sections B4-B21, the numbers for the Final 2016 cohort (C) and Six-Year graduation rate for 2016 cohort (H) have been corrected from the values reported in the Common Data Set for 2022-2023.

<b>B. Of the Initial 2017 cohort, how many did not persist and did not graduate</b> for any of the following reasons: <i>(report total allowable exclusions)</i> - Deceased - Armed Forces - Official church mission - Permanently Disabled - Foreign Aid Service of the Federal Government	0.0	0.0	0.0	0.0
<b>C. Final 2017 cohort</b> , after adjusting for allowable exclusions	120.0	30.0	35.0	185.0
<b>D. Of the initial 2017 cohort, how many completed the program in four years or less</b> (by Aug. 31, 2021)?	13.0	6.0	10.0	29.0
<b>E. Of the initial 2017 cohort, how many completed the program in more than four years but in five years or less</b> (after Aug. 31, 2021 and by Aug. 31, 2022)?	10.0	3.0	2.0	15.0
<b>F. Of the initial 2017 cohort, how many completed the program in more than five years but in six years or less</b> (after Aug. 31, 2022 and by Aug. 31, 2023)?	3.0	0.0	0.0	3.0
<b>G. Total graduating within six years</b> <i>(Sum of D., E., and F.)</i>	26.0	9.0	12.0	47.0
<b>H. Six-year graduation rate for 2017 cohort</b> <i>(G. divided by C.)</i>	22%	30%	34%	25%

Note: In sections B4-B21, the numbers for the Final 2016 cohort (C) and Six-Year graduation rate for 2016 cohort (H) have been corrected from the values reported in the Common Data Set for 2022-2023.

Common Data Set 2023-2024

For Bachelor's or Equivalent Programs: Please provide data for the Fall 2017 cohort if available. If Fall 2017 cohort data are not available, provide data for the Fall 2016 cohort.

	2016 COHORT (AY - 8)			
	Recipients of a Federal Pell Grant	Recipients of a Subsidized Stafford Loan, who did not receive a Pell Grant	Students who did not receive either a Pell Grant or a subsidized Stafford Loan	Total
<b>A. Initial 2016 cohort</b> of first-time, full-time, bachelor's (or equivalent) degree-seeking undergraduate students	242.0	55.0	88.0	385.0
<b>B. Of the Initial 2016 cohort, how many did not persist and did not graduate</b> for any of the following reasons: <i>(report total allowable exclusions)</i> - Deceased      - Permanently Disabled - Armed Forces   - Foreign Aid Service of the Federal Government	0.0	0.0	0.0	0.0
<b>C. Final 2016 cohort</b> , after adjusting for allowable exclusions	242.0	55.0	88.0	385.0
<b>D. Of the initial 2016 cohort, how many completed the program in four years or less</b> (by Aug. 31, 2020)?	18.0	4.0	12.0	34.0
<b>E. Of the initial 2016 cohort, how many completed the program in more than four years but in five years or less</b> (after Aug. 31, 2020 and by Aug. 31, 2021)?	13.0	4.0	7.0	24.0
<b>F. Of the initial 2016 cohort, how many completed the program in more than five years but in six years or less</b> (after Aug. 31, 2021 and by Aug. 31, 2022)?	4.0	3.0	0.0	7.0
<b>G. Total graduating within six years</b> <i>(Sum of D., E., and F.)</i>	35.0	11.0	19.0	65.0

Note: In sections B4-B21, the numbers for the Final 2016 cohort (C) and Six-Year graduation rate for 2016 cohort (H) have been corrected from the values reported in the Common Data Set for 2022-2023.

Common Data Set 2023-2024

<b>H. Six-year graduation rate for 2016 cohort</b> <i>(G. divided by C.)</i>	14%	20%	22%	17%
---	-----	-----	-----	-----

Note: In sections B4-B21, the numbers for the Final 2016 cohort (C) and Six-Year graduation rate for 2016 cohort (H) have been corrected from the values reported in the Common Data Set for 2022-2023.

**Two-Year Institutions - Graduation, Completion Counts**

<i>Please provide data for the 2020 cohort if available. If 2020 cohort data are not available, provide data for the 2019 cohort.</i>	<b>2020 Cohort</b>	<b>2019 Cohort</b>
<b>B12. Initial cohort, total of first-time, full-time degree/certificate-seeking students:</b>		
<b>B13. Of the initial cohort, how many did not persist and did not graduate for any of the following reasons: (report total allowable exclusions)</b> - Deceased        - Permanently Disabled - Armed Forces   - Foreign Aid Service of the Federal Government - Official church missions		
<b>B14. Final cohort, after adjusting for allowable exclusions:</b>	0.0	0.0
<b>B15. Completers of programs of less than two years duration (total):</b>		
<b>B16. Completers of programs of less than two years within 150 percent of normal time:</b>		
<b>B17. Completers of programs of at least two but less than four years (total):</b>		
<b>B18. Completers of programs of at least two but less than four-years within 150 percent of normal time:</b>		
<b>B19. Total transfers-out (within three years) to other institutions:</b>		
<b>B20. Total transfers to two-year institutions:</b>		

Note: In sections B4-B21, the numbers for the Final 2016 cohort (C) and Six-Year graduation rate for 2016 cohort (H) have been corrected from the values reported in the Common Data Set for 2022-2023.



<b>B21. Total transfers to four-year institutions:</b>		
--	--	--

## B22. Retention Rates

Report for the cohort of all full-time, first-time bachelor's (or equivalent) degree-seeking undergraduate students who entered in Fall 2022 (or the preceding summer term).

The initial cohort may be adjusted for students who departed for the following reasons:

- \*  Death
- \*  Permanent Disability
- \*  Service in the armed forces
- \*  Foreign aid service of the federal government
- \*  Official church missions
- \*  No other adjustments to the initial cohort should be made.

For the cohort of all full-time bachelor's (or equivalent) degree-seeking undergraduate students who entered your institution as first-year students in Fall 2022 (or the preceding summer term), what percentage was enrolled at your institution as of the date your institution calculates its official enrollment in Fall 2023.

Total students retained = students from the Fall 2022 cohort who are still enrolled as of Fall 2023 + students from Fall 2022 cohort who completed their bachelor's program as of Fall 2023

$$\frac{(\text{Students from the Fall 2022 cohort still enrolled as of Fall 2023} + \text{Students from Fall 2022 cohort who completed their bachelor's program as of Fall 2023})}{(\text{Adjusted Fall 2022 cohort})} * 100$$

Note: The number of first-time students seeking a bachelor's degree (or equivalent) who attain a bachelor's degree (or equivalent) by their second fall term is expected to be zero or very small. In exceptional cases when a first-time student does satisfy all degree requirements including full credit completion (e.g., typically 120 credit hours) and is awarded a bachelor's degree (or equivalent) by their second fall term, they are to be considered "retained" for EF reporting purposes.

Note: In sections B4-B21, the numbers for the Final 2016 cohort (C) and Six-Year graduation rate for 2016 cohort (H) have been corrected from the values reported in the Common Data Set for 2022-2023.

Enter retention rate:

**END OF SECTION B**

Note: In sections B4-B21, the numbers for the Final 2016 cohort (C) and Six-Year graduation rate for 2016 cohort (H) have been corrected from the values reported in the Common Data Set for 2022-2023.

## C. FIRST-TIME, FIRST-YEAR ADMISSION

### C1. Applications: First-time, First-year Students

Provide the number of degree-seeking, first-time, first-year students who applied, were admitted, and enrolled (full- or part-t 2023.

- Include early decision, early action, and students who began studies during summer in this cohort.
- Applicants should include only those students who fulfilled the requirements for consideration for admission (i.e., who completed actionable applications) and who have been notified of one of the following actions: admission, non-admission, placement on application withdrawn (by applicant or institution).
- Admitted applicants should include wait-listed students who were subsequently offered admission.
- Since the total may include students who did not provide gender data, the detail need not sum to the total.
- If your institution collects and reports non-binary gender data, please use the “Another Gender” category.
- Note that recent high school graduates and other students without prior postsecondary experience will still be considered “first-time students” for fall enrollment reporting purposes even if they enrolled in the summer prior to fall enrollment.

	Men	Women	Another Gender
<b>Total</b> first-time, first-year students who <b>applied</b> in Fall 2023	200.0	664.0	
<b>Total</b> first-time, first-year students <b>admitted</b> in Fall 2023	166.0	590.0	
<b>Total</b> first-time, first-year students <b>enrolled</b> in Fall 2023	73.0	283.0	
<b>Full-time</b> , first-time, first-year students <b>enrolled</b> in Fall 2023	52.0	189.0	
<b>Part-time</b> , first-time, first-year students <b>enrolled</b> in Fall 2023	21.0	94.0	

Note: In sections B4-B21, the numbers for the Final 2016 cohort (C) and Six-Year graduation rate for 2016 cohort (H) have been corrected from the values reported in the Common Data Set for 2022-2023.

	In-State	Out-of-State	International
Total first-time, first-year (degree seeking) who <b>applied</b>	823.0	41.0	0.0
Total first-time, first-year (degree seeking) who were <b>admitted</b>	721.0	35.0	0.0
Total first-time, first-year (degree seeking) <b>enrolled</b>	340.0	16.0	0.0

## C2. Applications: First-time, First-year Wait-Listed Students

*Students who met admission requirements but whose final admission was contingent on space availability.*

Do you have a policy of placing students on a waiting list?

No

*Select from the dropdown menu.*

*If yes, please answer the questions below for Fall 2023 admissions:*

Number of qualified applicants offered a place on waiting list:

Number accepting a place on the waiting list:

Number of wait-listed students admitted:

Is your waiting list ranked?

*If yes, do you release that information to students?*

*If yes, do you release that information to school counselors?*

## C3. Admission Requirements: High School Completion Requirement

Does your institution require high school completion for degree-seeking entering students? *Select from dropdown.*

High school diploma is required and GED is accepted

Note: In sections B4-B21, the numbers for the Final 2016 cohort (C) and Six-Year graduation rate for 2016 cohort (H) have been corrected from the values reported in the Common Data Set for 2022-2023.

#### C4. Admission Requirements: General College-Preparatory Program

Does your institution require OR recommend a general college-preparatory program for degree-seeking students? *Select from*

Recommend
-----------

#### C5. Admission Requirements: High School Units Required/Recommended

Specify the distribution of academic high school course units required and/or recommend of all or most degree-seeking students. Carnegie units (one unit equals one year of study or its equivalent). If you use a different system, please convert to Carnegie.

	Units Required	Units Recommended
Total Academic Units		18.0
English		4.0
Mathematics		4.0
Science		3.0
of Science Units, how many units must be lab		
Foreign language		1.0
Social Studies		1.0
History		1.0
Computer Science		
B4-B21		
Academic Electives		1.0

Other Elective Units required (please specify):

Note: In sections B4-B21, the numbers for the Final 2016 cohort (C) and Six-Year graduation rate for 2016 cohort (H) have been corrected from the values reported in the Common Data Set for 2022-2023.

Other Elective Units recommended (please specify):

### C6. Basis for Selection: Open Admission Policy

Does your institution have an open admission policy, under which virtually all secondary school graduates or students with GED equivalency diplomas are admitted without regard to academic record, test scores, or other qualifications? *Select the most applicable response from the dropdown options.*

*If "Other" is selected, please include detail in the textbox below:*

### C7. Basis for Selection: Relative Importance of Factors in Admission Decisions

Please indicate the relative importance of each of the following academic and non-academic factors in your first-time, first-year seeking general admission decisions (not including programs with specific criteria): *select from the dropdown menus.*

#### ACADEMIC

Rigor of secondary school record  
Class rank

Important
Considered

Note: In sections B4-B21, the numbers for the Final 2016 cohort (C) and Six-Year graduation rate for 2016 cohort (H) have been corrected from the values reported in the Common Data Set for 2022-2023.

Common Data Set 2023-2024

Academic Grade Point Average (GPA)

Recommendations

Standardized test scores

Application essay

Very Important

Not Considered

Considered

Not Considered

**NONACADEMIC**

Interview

Extracurricular activities

Talent/ability

Character/personal qualities

First generation

Alumni/ae relation

Geographical residence

State residency

Religious affiliation/commitment

Volunteer work

Work experience

Level of applicant's interest

Not Considered

Considered

Not Considered

Considered

Not Considered

Not Considered

Not Considered

Not Considered

Not Considered

Considered

Considered

Not Considered

Please provide additional information if the importance of any specific academic or nonacademic factors differ by academic p

**C8. SAT and ACT Policies**

Does your institution make use of SAT or ACT scores in admissions decisions for first-time, first-year, degree-seeking applicants?

Yes

*If yes, please select the appropriate response from the dropdown menus for each possible option below for admis*

Note: In sections B4-B21, the numbers for the Final 2016 cohort (C) and Six-Year graduation rate for 2016 cohort (H) have been corrected from the values reported in the Common Data Set for 2022-2023.

SAT and/or ACT

Not required for admission, but considered for some

ACT Only

Not required for admission, but considered for some

SAT Only

Not required for admission, but considered for some

Does your institution use applicants' test scores for academic advising?

Yes

What is the latest date by which SAT or ACT scores must be received for fall-term admission?

8/25

*Please use the following format: MM/DD/YYYY*

If necessary, please use this space to clarify your test policies (e.g., if tests are recommended for some students, or if tests are of some students due to differences by academic program, student academic background, or if other examinations may be co of the SAT and ACT.)

Please indicate which tests your institution uses for placement (e.g. state tests):

SAT

CLEP

ACT

Institutional Exam



Common Data Set 2023-2024

AP

State Exam

*If you selected State Exam, please specify:*

Note: In sections B4-B21, the numbers for the Final 2016 cohort (C) and Six-Year graduation rate for 2016 cohort (H) have been corrected from the values reported in the Common Data Set for 2022-2023.

**C9. First-time, first-year profile: National standardized test scores (SAT/ACT)**

Provide information for **all enrolled, degree-seeking, full-time and part-time, first-time, first-year students** enrolled in **Fall 2023** students who began studies during summer, international students/nonresidents, and students admitted under special arrangements. **Report the percent and number of first-time, first-year students enrolled in Fall 2023 who submitted national standardized scores.**

1. Include information for ALL enrolled, degree-seeking, first-time, first-year students who submitted test scores.
2. Do not include partial test scores (e.g., mathematics scores but not critical reading for a category of students) or combine scores.
3. Do not convert SAT scores to ACT scores and vice versa.
4. If a student submitted multiple sets of scores for a single test, report this information according to how you use the scores. *For example: If you consider the highest scores from either submission, use the highest combination of scores (e.g., verbal from one submission, math from the other). If you average the scores, use the average to report the scores.*

	Percent	Number
Submitting SAT Scores		108
Submitting ACT Scores		3

For each assessment listed below, report the score that represents the 25th percentile (the score that 25 percent of first-year population scored at or below) and the 75th percentile score (the score that 25 percent scored at or above).

Assessment	25th Percentile Score	50th Percentile Score <i>(not used in BECP)</i>	75th Percentile Score
SAT Composite (400 - 1600)	940	1070	1160
SAT Evidence-Based Reading and Writing (200 - 800)	490	550	590
SAT Math (200 - 800)	470	530	580
ACT Composite (0 - 36)			
ACT Math (0 - 36)			
ACT English (0 - 36)			
ACT Reading (0 - 36)			

Note: In sections B4-B21, the numbers for the Final 2016 cohort (C) and Six-Year graduation rate for 2016 cohort (H) have been corrected from the values reported in the Common Data Set for 2022-2023.

Common Data Set 2023-2024

ACT Science (0 - 36)

ACT Writing (0 - 36)

**Percent of first-time, first-year students with scores in each range:**

*Sum of each column should equal 100%.*


Score Range	SAT Evidence-Based Reading and Writing	SAT Math
700-800	0.93%	0.93%
600-699	23.15%	9.26%
500-599	49.07%	50.93%
400-499	20.30%	30.56%
300-399	5.56%	8.33%
200-299	0.00%	0.00%
<i>Total</i>	99%	100%

Score Range	SAT Composite	Score Range
1400-1600	0.00%	30 - 36
1200-1399	12.96%	24 - 29
1000-1199	52.78%	18 - 23
800-999	29.63%	12 - 17
600-799	4.63%	6 - 11
400-599	0.00%	Below 6
<i>Total</i>	100%	<i>Total</i>

Score Range	ACT English	ACT Math	ACT Reading
30 - 36			
24 - 29			
18 - 23			
12 - 17			


Note: In sections B4-B21, the numbers for the Final 2016 cohort (C) and Six-Year graduation rate for 2016 cohort (H) have been corrected from the values reported in the Common Data Set for 2022-2023.

6 - 11			
Below 6			
<i>Total</i>	0%	0%	0%

**C10. Class Rank Ranges**

Percent of all degree-seeking, first-time, first-year students who had high school class rank within each of the following range: information for those students from whom you collected high school rank information).

Class Rank Range	Percent
Percent in top tenth of high school graduating class	
Percent in top quarter of high school graduating class	
Percent in top half of high school graduating class	
Percent in bottom half of high school graduating class	
Percent in bottom quarter of high school graduating class	
Percent of total first-time, first-year students who submitted high school class rank	



Top half and should :

**C11. High School Grade Point Ranges**

Percentage of all enrolled, degree-seeking, first-time, first-year students who had high school grade-point averages within each following ranges (using 4.0 scale).

1. Report information only for those students from whom you collected high school GPA.

Note: In sections B4-B21, the numbers for the Final 2016 cohort (C) and Six-Year graduation rate for 2016 cohort (H) have been corrected from the values reported in the Common Data Set for 2022-2023.

Common Data Set 2023-2024

2. If you are able to report GPA ranges separately for students that also submitted at least one test score versus those who did not submit a test score, please do so in the respective columns. If you are unable to report these data, please report the rate for all enrolled students.

Score Range	Percent of students who submitted scores	Percent of students who did not submit scores	Percent of all enrolled students
Percent who had GPA of 4.0			7.25%
Percent who had GPA between 3.75 and 3.99			16.62%
Percent who had GPA between 3.50 and 3.74			15.41%
Percent who had GPA between 3.25 and 3.49			15.11%
Percent who had GPA between 3.00 and 3.24			11.78%
Percent who had GPA between 2.50 and 2.99			25.98%
Percent who had GPA between 2.0 and 2.49			6.34%
Percent who had GPA between 1.0 and 1.99			1.51%
Percent who had GPA below 1.0			0.00%
Total	0.0%	0.0%	100.0%

*Percent of all enrolled students was previously collected. Reporting by submitted test score is new. If available, please report all three segments of students.*

**C12. Average High School GPA**

Average high school GPA of all degree-seeking, first-time, first-year students who submitted GPA:

Percent of total first-time, first-year students who submitted high school GPA:

Note: In sections B4-B21, the numbers for the Final 2016 cohort (C) and Six-Year graduation rate for 2016 cohort (H) have been corrected from the values reported in the Common Data Set for 2022-2023.

### C13. Application Fee

Does your institution have an application fee?

Yes

*If your institution has waived its application fee for the Fall 2025 application cycle, please select no.*

If yes, what is the amount of the application fee:

If yes, can the fee be waived for applicants with financial need?

If you have an application fee, and have an online application option, please indicate the policy for students who apply online:

If you have an application fee for online applications, can the fee be waived for students with financial need?

### C14. Application Closing Date

Does your institution have an application closing date?

No

If yes, please enter the dates below:

*Please use the following format: (MM/DD)*

Application Closing Date (Fall)

Note: In sections B4-B21, the numbers for the Final 2016 cohort (C) and Six-Year graduation rate for 2016 cohort (H) have been corrected from the values reported in the Common Data Set for 2022-2023.

Priority Date

**C15. First-time, first-year student acceptance other than Fall**

Are first-time, first-year students accepted for terms other than the Fall?

**C16. Admissions Notification to Applicants**

Are notifications to applicants of admission decision sent on a rolling basis?

What date do rolling notifications begin? (MM/DD)

If notifications of admission decision are sent by specific date, please enter date: (MM/DD)

**C17. Reply Policy for Applicants**

What is your institution's reply policy for admitted applicants? (select from dropdown menu and related follow-up textbox)

If you selected reply by May 1st or within a set number of weeks, please enter number of weeks:

If you selected specific date, please enter the date here: (MM/DD)

Please provide admitted applicant policy, if none of the above policies apply to your institution:

Deadline for housing deposits: *(MM/DD)*

8/15

Amount of housing deposit:

\$100.00

Are housing deposits refundable if student does not enroll?

No

### **C18. Deferred Admission**

Does your institution allow students to postpone enrollment after admission?

Yes

If yes, what is the maximum period of postponement?

### **C19. Early Admissions**



Common Data Set 2023-2024

Does your institution allow high school students to enroll as full-time, first-time, first-year students one year or more before high school graduation?

*C20. Common Application (Questions Removed from CDS.)*

Note: In sections B4-B21, the numbers for the Final 2016 cohort (C) and Six-Year graduation rate for 2016 cohort (H) have been corrected from the values reported in the Common Data Set for 2022-2023.

## C21. Early Decision

Does your institution offer an early decision plan (an admission plan that permits students to apply and be notified of an admission decision well in advance of the regular notification date and that asks students to commit to attending if accepted) for first-time, first-year applicants for fall enrollment?

No

*If yes, please complete the following applicable dates:*

First or only early decision plan closing date:

First or only early decision plan notification date:

Other early decision plan closing date:

Other early decision plan notification date:

*For the Fall 2023 entering class:*

Number of early decision applications received by your institution:

Number of applicants admitted under early decision plan:

Please provide significant details about your early decision plan:

## C22. Early Action

Do you have a nonbinding early action plan whereby students are notified of an admission decision well in advance of the regular notification date but do not have to commit to attending your college?

No

*If yes, please complete the following: (MM/DD)*

Early action closing date:

Early action notification date:

Is your early action plan a "restrictive" plan under which you limit students from applying to other early plans?

*For the Fall 2023 entering class:*

Number of early action applications received by your institution:

Number of applicants admitted under early action plan:

Number of applicants enrolled under early action plan:

**END OF SECTION C**

Common Data Set 2023-2024



ime) in Fall

oleted

waiting list, or

first-time

Note: In sections B4-B21, the numbers for the Final 2016 cohort (C) and Six-Year graduation rate for 2016 cohort (H) have been corrected from the values reported in the Common Data Set for 2022-2023.

Common Data Set 2023-2024

<b>Total</b>
864.0
756.0
356.0

Note: In sections B4-B21, the numbers for the Final 2016 cohort (C) and Six-Year graduation rate for 2016 cohort (H) have been corrected from the values reported in the Common Data Set for 2022-2023.

1 dropdown.

lents using

ar degree-

Note: In sections B4-B21, the numbers for the Final 2016 cohort (C) and Six-Year graduation rate for 2016 cohort (H) have been corrected from the values reported in the Common Data Set for 2022-2023.

Note: In sections B4-B21, the numbers for the Final 2016 cohort (C) and Six-Year graduation rate for 2016 cohort (H) have been corrected from the values reported in the Common Data Set for 2022-2023.



: not required  
nsidered in lieu

Note: In sections B4-B21, the numbers for the Final 2016 cohort (C) and Six-Year graduation rate for 2016 cohort (H) have been corrected from the values reported in the Common Data Set for 2022-2023.

Note: In sections B4-B21, the numbers for the Final 2016 cohort (C) and Six-Year graduation rate for 2016 cohort (H) have been corrected from the values reported in the Common Data Set for 2022-2023.

Common Data Set 2023-2024

023, including  
gements.  
**(SAT/ACT) test**

Combine other

data.  
*al from one*

the first-time,  
).

Note: In sections B4-B21, the numbers for the Final 2016 cohort (C) and Six-Year graduation rate for 2016 cohort (H) have been corrected from the values reported in the Common Data Set for 2022-2023.

<b>ACT Composite</b>
0%

<b>ACT Science</b>

Note: In sections B4-B21, the numbers for the Final 2016 cohort (C) and Six-Year graduation rate for 2016 cohort (H) have been corrected from the values reported in the Common Data Set for 2022-2023.

Common Data Set 2023-2024

0%

s (report

bottom half  
= 100%.

ch of the

Note: In sections B4-B21, the numbers for the Final 2016 cohort (C) and Six-Year graduation rate for 2016 cohort (H) have been corrected from the values reported in the Common Data Set for 2022-2023.

Common Data Set 2023-2024

who did not  
nges for all

Note: In sections B4-B21, the numbers for the Final 2016 cohort (C) and Six-Year graduation rate for 2016 cohort (H) have been corrected from the values reported in the Common Data Set for 2022-2023.

Note: In sections B4-B21, the numbers for the Final 2016 cohort (C) and Six-Year graduation rate for 2016 cohort (H) have been corrected from the values reported in the Common Data Set for 2022-2023.

Note: In sections B4-B21, the numbers for the Final 2016 cohort (C) and Six-Year graduation rate for 2016 cohort (H) have been corrected from the values reported in the Common Data Set for 2022-2023.



Note: In sections B4-B21, the numbers for the Final 2016 cohort (C) and Six-Year graduation rate for 2016 cohort (H) have been corrected from the values reported in the Common Data Set for 2022-2023.

Note: In sections B4-B21, the numbers for the Final 2016 cohort (C) and Six-Year graduation rate for 2016 cohort (H) have been corrected from the values reported in the Common Data Set for 2022-2023.

Note: In sections B4-B21, the numbers for the Final 2016 cohort (C) and Six-Year graduation rate for 2016 cohort (H) have been corrected from the values reported in the Common Data Set for 2022-2023.



Note: In sections B4-B21, the numbers for the Final 2016 cohort (C) and Six-Year graduation rate for 2016 cohort (H) have been corrected from the values reported in the Common Data Set for 2022-2023.

## D. TRANSFER ADMISSION

### D1. Fall Applicants: Transfer Student Enrollment

Does your institution enroll transfer students?

Yes

If NO - Skip to CDS Section E.

If yes, may transfer students earn advanced standing credit by transferring credits earned from course work completed at other colleges/universities?

Yes

### D2. Fall Applicants: Student Counts

Provide the number of students who applied, were admitted, and enrolled as degree-seeking transfer students in Fall 2023. If your institution collects and reports non-binary gender data, please use the "Another Gender" category.

	Applicants	Admitted Applicants	Enrolled Applicants
Men	164	161	90
Women	639	624	331
Another Gender			
<b>Total</b>	<b>803</b>	<b>785</b>	<b>421</b>

### D3. Enrollment Terms

Please indicate which terms for which transfer students may enroll: *(select all that apply)*

Fall

Spring

Winter

Summer

Note: In sections B4-B21, the numbers for the Final 2016 cohort (C) and Six-Year graduation rate for 2016 cohort (H) have been corrected from the values reported in the Common Data Set for 2022-2023.

#### D4. Transfer Applicants Minimum Credits

Must a transfer applicant have a minimum number of credits/courses completed or else must apply as an entering first-year student?

No
----

If yes, what is the minimum number and the unit type?

Number:

Unit Type:

#### D5. Requirements for Admission

Please indicate if the below items are required, recommended, or not of transfer students to apply for admission:

*Select from the dropdown menu.*

High school transcript	Required of All
College transcript(s)	Required of All
Essay or personal statement	Not Required
Interview	Not Required
Standardized test scores	Required of Some
Statement of good standing from prior institution(s)	Not Required

#### D6. Minimum High School GPA Required

If a minimum high school grade point average is required of transfer applicants, specify (on a 4.0) scale:

GPA Required:

#### D7. Minimum College GPA Required

If a minimum college grade point average is required of transfer applicants, specify (on a 4.0) scale:

Note: In sections B4-B21, the numbers for the Final 2016 cohort (C) and Six-Year graduation rate for 2016 cohort (H) have been corrected from the values reported in the Common Data Set for 2022-2023.

GPA Required:

Note: In sections B4-B21, the numbers for the Final 2016 cohort (C) and Six-Year graduation rate for 2016 cohort (H) have been corrected from the values reported in the Common Data Set for 2022-2023.

**D8. List any other application requirements specific to transfer applicants:**

Eligible for transfer of credit with a course grade of 2.0 or higher. If the students High School GPA was lower then 2.5, the stuent may be considered admissable if they completed a college level math and english course with a 2.0 GPA or greater.

**D9. Application Specific Dates**

List application priority, closing, notification, and candidate reply dates for transfer students. If applications are reviewed on a continuous or rolling basis, place a check mark in the "Rolling Admission" column.

Use MM/DD format.

	Priority Date	Closing Date	Notification Date	Reply Date
Fall				
Winter				
B4-B21				
Summer				

**Rolling Admission**

- Fall Rolling Admission
- Winter Rolling Admission
- Spring Rolling Admission
- Summer Rolling Admission

**D10. Open Admission Policy**

Does an open admission policy, if reported, apply to transfer students?

No

Note: In sections B4-B21, the numbers for the Final 2016 cohort (C) and Six-Year graduation rate for 2016 cohort (H) have been corrected from the values reported in the Common Data Set for 2022-2023.



### D11. Additional Requirements

Please describe any additional requirements for transfer students, if applicable:

### D12. Lowest Grade Allowable for Transfer Credit

Report the lowest grade earned for any course that may be transferred for credit:

Lowest grade:

### D13. Maximum Credits Transferred to two-year institutions

Report the maximum number of credits or courses that may be transferred from a two-year institution:

Number:  Unit Type:

### D14. Maximum Credits Transferred to four-year institutions

Report the maximum number of credits or courses that may be transferred from a four-year institution:

Number:  Unit Type:

### D15. Minimum Credits to Earn Associate Degree

Report the minimum number of credits that transfer students must complete at your institution to earn an associate degree:

Number:

### D16. Minimum Credits to Earn Bachelor's Degree

Report the minimum number of credits that transfer students must complete at your institution to earn a bachelor's degree:

Number:

Note: In sections B4-B21, the numbers for the Final 2016 cohort (C) and Six-Year graduation rate for 2016 cohort (H) have been corrected from the values reported in the Common Data Set for 2022-2023.

### D17: Other Credit Policies

Please describe any other transfer credit policies:

### D18: Military/Veteran Transfer Credits

Does your institution accept the following military/veteran transfer credits: *(select all that apply)*

- American Council on Education (ACE)                       DANTES Subject Standardized Tests (DSST)
- College Level Examination Program (CLEP)

### D19: Maximum Credits Transferred - ACE

Report the maximum number of credits or courses that may be transferred based on military education evaluated by the American Council on Education (ACE):

Number:       Unit Type:

### D20: Maximum Credits Transferred - CLEP, DSST

Report the maximum number of credits or courses that may be transferred based on Department of Defense supported prior learning assessments (College Level Examination Program (CLEP) or DANTES Subject Standardized Tests (DSST)):

Number:       Unit Type:

### D21: Published Transfer Policies

Are the military/veteran credit transfer policies published on your website?

Yes

If yes, please provide the URL where the policy can be located:

<https://www.baker.edu/admissions-and-aid/transfer-stude>

### D22: Unique Transfer Policies

Please describe other military/veteran transfer credit policies unique to your institution:

<https://www.baker.edu/admissions-and-aid/other/work-life-experience/>

**END OF SECTION D**

Note: In sections B4-B21, the numbers for the Final 2016 cohort (C) and Six-Year graduation rate for 2016 cohort (H) have been corrected from the values reported in the Common Data Set for 2022-2023.

Note: In sections B4-B21, the numbers for the Final 2016 cohort (C) and Six-Year graduation rate for 2016 cohort (H) have been corrected from the values reported in the Common Data Set for 2022-2023.

Note: In sections B4-B21, the numbers for the Final 2016 cohort (C) and Six-Year graduation rate for 2016 cohort (H) have been corrected from the values reported in the Common Data Set for 2022-2023.

Note: In sections B4-B21, the numbers for the Final 2016 cohort (C) and Six-Year graduation rate for 2016 cohort (H) have been corrected from the values reported in the Common Data Set for 2022-2023.

Note: In sections B4-B21, the numbers for the Final 2016 cohort (C) and Six-Year graduation rate for 2016 cohort (H) have been corrected from the values reported in the Common Data Set for 2022-2023.



Note: In sections B4-B21, the numbers for the Final 2016 cohort (C) and Six-Year graduation rate for 2016 cohort (H) have been corrected from the values reported in the Common Data Set for 2022-2023.

[ents/transferring-credits/course-equivalency-tool/](#)

Note: In sections B4-B21, the numbers for the Final 2016 cohort (C) and Six-Year graduation rate for 2016 cohort (H) have been corrected from the values reported in the Common Data Set for 2022-2023.

## E. ACADEMIC OFFERINGS AND POLICIES

### E1. Special study options

Please identify the programs available at your institution. Refer to the glossary for definitions. Select all that apply.

- |   |  |
|---|--|
| <input checked="" type="checkbox"/> Accelerated program   | <input type="checkbox"/> Honors program                  |
| <input type="checkbox"/> Comprehensive transition and postsecondary program for students with intellectual disabilities | <input checked="" type="checkbox"/> Independent study    |
| <input type="checkbox"/> Cross-registration   | <input checked="" type="checkbox"/> Internships          |
| <input checked="" type="checkbox"/> Distance learning   | <input type="checkbox"/> Liberal arts/career combination |
| <input checked="" type="checkbox"/> Double major  | <input type="checkbox"/> Student-designed major          |
| <input checked="" type="checkbox"/> Dual enrollment   | <input type="checkbox"/> Study abroad                    |
| <input type="checkbox"/> English as a Second Language (ESL)   | <input type="checkbox"/> Teacher certification program   |
| <input type="checkbox"/> Exchange student program (domestic)  | <input type="checkbox"/> Undergraduate Research          |
| <input type="checkbox"/> External degree program  | <input type="checkbox"/> Weekend college                 |
|   | <input type="checkbox"/> Other                           |

If other,  
please specify:

Note: In sections B4-B21, the numbers for the Final 2016 cohort (C) and Six-Year graduation rate for 2016 cohort (H) have been corrected from the values reported in the Common Data Set for 2022-2023.

## E2. Removed from the CDS.

## E3. Required Coursework for Graduation

Please indicate the areas in which all, or most, students are required to complete some course work prior to graduation:

*Select all that apply.*

- |   |   |
|---|---|
| <input type="checkbox"/> Arts / fine arts                           | <input type="checkbox"/> Intensive Writing                            |
| <input type="checkbox"/> Computer literacy                          | <input checked="" type="checkbox"/> Mathematics                       |
| <input checked="" type="checkbox"/> English (including composition) | <input type="checkbox"/> Philosophy                                   |
| <input type="checkbox"/> Foreign languages                          | <input type="checkbox"/> Physical Education                           |
| <input type="checkbox"/> History                                    | <input checked="" type="checkbox"/> Sciences (biological or physical) |
| <input checked="" type="checkbox"/> Humanities                      | <input checked="" type="checkbox"/> Social Science                    |
|   | <input type="checkbox"/> Other  |

*If "Other" selected, please specify below:*

**END OF SECTION E**

B4-B21

Note: In sections B4-B21, the numbers for the Final 2016 cohort (C) and Six-Year graduation rate for 2016 cohort (H) have been corrected from the values reported in the Common Data Set for 2022-2023.

## F. STUDENT LIFE

### F1. First-time, first-year degree-seeking students and undergraduates enrolled

Please complete the table below with the percentages or average age of first-time, first-year degree-seeking students and degree-seeking undergraduates enrolled in Fall 2023 who fit into the following categories:

	First-time, First-year Students	Undergraduates
Percent who are from out of state (exclude international/ non-residents from the numerator and denominator)	4.0%	5.8%
Percent of men who join fraternities		
Percent of women who join sororities		
Percent who live in college-owned, -operated, or -affiliated housing	37.6%	8.1%
Percent who live off campus or commute	62.4%	91.9%
Percent of students age 25 or older	6.1%	55.3%
Average age of full-time students	19	26
Average age of all students (full-time and part-time)	20	28

Note: In sections B4-B21, the numbers for the Final 2016 cohort (C) and Six-Year graduation rate for 2016 cohort (H) have been corrected from the values reported in the Common Data Set for 2022-2023.

## F2. Activities Offered

Please identify all programs available at your institution.

- |   |  |   |
|---|--|---|
| <input type="checkbox"/> Campus Ministries                  | <input type="checkbox"/> Literary magazine | <input type="checkbox"/> Student government       |
| <input type="checkbox"/> Choral groups                      | <input type="checkbox"/> Marching band     | <input type="checkbox"/> Student newspaper        |
| <input type="checkbox"/> Concert band                       | <input type="checkbox"/> Model UN          | <input type="checkbox"/> Student-run film society |
| <input type="checkbox"/> Dance                              | <input type="checkbox"/> Music ensembles   | <input type="checkbox"/> Symphony orchestra       |
| <input type="checkbox"/> Drama/theater                      | <input type="checkbox"/> Opera             | <input type="checkbox"/> Television station       |
| <input type="checkbox"/> International Student Organization | <input type="checkbox"/> Pep band          | <input type="checkbox"/> Yearbook                 |
| <input type="checkbox"/> Jazz band                          | <input type="checkbox"/> Radio station     |   |

## F3. ROTC (program offered in cooperation with Reserve Officers' Training Corps) *select all that apply.*

Army ROTC is offered:  On Campus  At cooperating institution

*If at cooperating institution, please list institution below:*

Naval ROTC is offered:  Marine Option  On Campus  At cooperating institution

*If at cooperating institution, please list institution below:*

Note: In sections B4-B21, the numbers for the Final 2016 cohort (C) and Six-Year graduation rate for 2016 cohort (H) have been corrected from the values reported in the Common Data Set for 2022-2023.

Air Force ROTC is offered:  On Campus  At cooperating institution

*If at cooperating institution, please list institution below:*

#### **F4. Housing**

Please check all types of college-owned, -operated, or -affiliated housing available for undergraduates at your institution.

Apartments for married students

Men's residence halls

Apartments for single students

Special housing for international students

Coed residence halls

Special housing for students with disabilities

Cooperative housing

Theme housing

B4-B21  Fraternity/sorority housing

Women's residence halls

Living Learning Communities

Other Housing Options

If selected "Other Housing Options", please specify below:



**END OF SECTION F**

Note: In sections B4-B21, the numbers for the Final 2016 cohort (C) and Six-Year graduation rate for 2016 cohort (H) have been corrected from the values reported in the Common Data Set for 2022-2023.

## G. ANNUAL EXPENSES

### G0. Net Price Calculator URL

Please provide the URL of your institution's net price calculator:

<https://baker.studentaidcalculator.com/>

For the following sections, please provide 2024-2025 academic year costs of attendance for the following categories that are at your institution.

If your institution's 2024-2025 academic year costs of attendance are not available at this time, please select the checkbox below the approximate date (i.e. MM/DD) when your institution's final 2024-2025 academic year costs of attendance will be available

Tuition and Fee Data Provided are:

Firm and Final

2024-2025 academic costs not currently available

Approximate date costs will be available:

### G1. Undergraduate, full-time tuition, required fees, food and housing

List the typical tuition, required fees, and food and housing for a full-time undergraduate student for the **full 2024-2025** academic year (semester hours or 45 quarter hours for institutions that derive annual tuition by multiplying credit hour cost by number of credits).

- ✓ A full academic year refers to the period of time generally extending from September to June; usually equated to two semesters, two trimesters, three quarters, or the period covered by a four-one-four plan.
- ✓ Food and housing is defined as double occupancy and 19 meals per week or the maximum meal plan.
- ✓ **Required fees** include only charges that all full-time students must pay that are *not* included in tuition (e.g., registration, health, fees.)
- ✓ Do *not* include optional fees (e.g., parking, laboratory use).

Note: In sections B4-B21, the numbers for the Final 2016 cohort (C) and Six-Year graduation rate for 2016 cohort (H) have been corrected from the values reported in the Common Data Set for 2022-2023.

	First-Year	Undergraduate
<b>PRIVATE INSTITUTION</b>		
Tuition:	\$13,500.00	\$13,500.00
<b>PUBLIC INSTITUTION</b>		
Tuition: In-district		
Tuition: In-state (out-of-district):		
Tuition: Out-of-state:		
Tuition: International (non-resident)		
<b>FOR ALL INSTITUTIONS</b>		
Required Fees:	\$400.00	\$400.00
Food and Housing (on-campus):	n/a	n/a
Housing Only (on-campus):	\$4,600.00	\$4,600.00
Food Only (on-campus meal plan):	n/a	n/a

If your institution has comprehensive tuition, food and housing fees (and cannot provide separate fee amounts), please enter that comprehensive amount:

Other tuition or fee information:

### G2. Credits Per Term

Please enter the number of credits per term a student can take for the stated full-time tuition:

Minimum number of credits:	12.0
Maximum number of credits:	15.0

### G3. Tuition and Fee Variance by Year of Study

Note: In sections B4-B21, the numbers for the Final 2016 cohort (C) and Six-Year graduation rate for 2016 cohort (H) have been corrected from the values reported in the Common Data Set for 2022-2023.

Do tuition and fees vary by year of study (e.g. sophomore, junior, senior)?

No
----

**G4. Tuition and Fee Variance by Undergraduate Instructional Program**

Do tuition and fees vary by undergraduate instructional program?

Yes
-----

If yes, what percent of full-time undergraduates pay more than the tuition and fees reported in G1?

27.0%
-------

**G5. Estimated Expenses for Typical Full-Time Undergraduates**

Please provide estimated expenses for a typical full-time undergraduate student:

	Residents	Commuters (living at home)	Commuters (not living at home)
<b>Books and supplies:</b>	\$1,000.00	\$1,000.00	\$1,000.00
<b>Housing only:</b>			\$5,800.00
<b>Food only:</b>		\$3,000.00	\$3,000.00
<b>Food and housing total*</b>			
<b>Transportation:</b>	\$3,400.00	\$3,400.00	\$3,400.00
<b>Other expenses:</b>	\$1,900.00	\$1,900.00	\$1,900.00

*\*Only enter "Food and housing total" if your institution cannot provide separate food and housing figures for commuters not living at home.*

**B4-B21**

Please enter the undergraduate per-credit-hour charges (tuition only) in the applicable institution type and segment of students:

<b>PRIVATE INSTITUTIONS</b>	
Per-credit-hour charge (tuition only):	\$450.00
<b>PUBLIC INSTITUTIONS</b>	
In-district students, per-credit-hour charge (tuition only):	
In-state (out-of-district) students, per-credit-hour charge (tuition only):	
Out-of-state students, per-credit-hour charge (tuition only):	
International (non-resident) students, per-credit-hour charge (tuition only):	

Note: In sections B4-B21, the numbers for the Final 2016 cohort (C) and Six-Year graduation rate for 2016 cohort (H) have been corrected from the values reported in the Common Data Set for 2022-2023.

**END OF SECTION G**

Note: In sections B4-B21, the numbers for the Final 2016 cohort (C) and Six-Year graduation rate for 2016 cohort (H) have been corrected from the values reported in the Common Data Set for 2022-2023.



Applicable to

How and enter

3.

Year (30

Two

or activity

Note: In sections B4-B21, the numbers for the Final 2016 cohort (C) and Six-Year graduation rate for 2016 cohort (H) have been corrected from the values reported in the Common Data Set for 2022-2023.

Note: In sections B4-B21, the numbers for the Final 2016 cohort (C) and Six-Year graduation rate for 2016 cohort (H) have been corrected from the values reported in the Common Data Set for 2022-2023.

*ing at home.*

Note: In sections B4-B21, the numbers for the Final 2016 cohort (C) and Six-Year graduation rate for 2016 cohort (H) have been corrected from the values reported in the Common Data Set for 2022-2023.



Common Data Set 2023-2024



Note: In sections B4-B21, the numbers for the Final 2016 cohort (C) and Six-Year graduation rate for 2016 cohort (H) have been corrected from the values reported in the Common Data Set for 2022-2023.

## H. FINANCIAL AID

**Please refer to the following financial aid definitions when completing Section H.**

**Awarded aid:** The dollar amounts offered to financial aid applicants.

**Financial aid applicant:** Any applicant who submits any one of the institutionally required financial aid applications/forms,

**Indebtedness:** Aggregate dollar amount borrowed through any loan program (federal, state, subsidized, unsubsidized, private parent loans) while the student was enrolled at an institution. Student loans co-signed by a parent are assumed to be the student's and should be included.

**Institutional scholarships and grants:** Endowed scholarships, annual gifts and tuition funded grants for which the institution is the recipient.

**Financial need:** As determined by your institution using the federal methodology and/or your institution's own standards.

**Need-based aid:** College-funded or college-administered award from institutional, state, federal, or other sources for which the student has financial need to qualify. This includes both institutional and non-institutional student aid (grants, jobs, and loans).

**Need-based scholarship or grant aid:** Scholarships and grants from institutional, state, federal, or other sources for which the student has financial need to qualify.

**Need-based self-help aid:** Loans and jobs from institutional, state, federal, or other sources for which a student must demonstrate financial need to qualify.

**Non-need-based scholarship or grant aid:** Scholarships and grants, gifts, or merit-based aid from institutional, state, federal, or other sources (including unrestricted funds or gifts and endowment income) awarded solely on the basis of academic achievement, merit, or other non-need-based reason. When reporting questions H1 and H2, non-need-based aid that is used to meet need should be counted as need-based aid.

Note: In sections B4-B21, the numbers for the Final 2016 cohort (C) and Six-Year graduation rate for 2016 cohort (H) have been corrected from the values reported in the Common Data Set for 2022-2023.

**Note: Suggested order of precedence for counting non-need money as need-based:**

1. Non-need institutional grants
2. Non-need tuition waivers
3. Non-need athletic awards
4. Non-need federal grants
5. Non-need state grants
6. Non-need outside grants
7. Non-need student loans
8. Non-need parent loans
9. Non-need work

**Non-need-based self-help aid:** Loans and jobs from institutional, state, or other sources for which a student need not demonstrate need to qualify.

**Private student loans:** A nonfederal loan made by a lender such as a bank, credit union or private lender used to pay for up to the cost of education, less any financial aid received.

**External scholarships and grants:** Scholarships and grants received from outside (private) sources that students bring with them (e.g., Kiwanis, National Merit scholarships). The institution may process paperwork to receive the dollars, but it has no role in determining the recipient or the dollar amount awarded.

**Work study and employment:** Federal and state work study aid, and any employment packaged by your institution in financial aid.

## H1. Aid Awarded to Enrolled Undergraduates

Enter total dollar amounts awarded to enrolled full-time and less than full-time degree-seeking undergraduates (using the amounts reported in CDS Question B1, “total degree-seeking” undergraduates) in the following categories.

- ✓ If the data being reported are final figures for the 2022-2023 academic year, use the 2022-2023 academic year Cohort.
- ✓ Include aid awarded to international students (i.e., those not qualifying for federal aid).
- ✓ Aid that is non-need-based but that was used to meet need should be reported in the need-based aid category.
- ✓ For a suggested order of precedence in assigning categories of aid to cover need, see the entry for “non-need scholarship or grant aid” on the last page of the definitions section.

Note: In sections B4-B21, the numbers for the Final 2016 cohort (C) and Six-Year graduation rate for 2016 cohort (H) have been corrected from the values reported in the Common Data Set for 2022-2023.

**Do NOT include any aid related to the CARES Act or unique to the COVID-19 pandemic.**

Indicate the academic year for which data are reported for **items H1, H2, H2A, and H6** below:

2023-2024 Estimated

Which needs-analysis methodology does your institution use in awarding institutional aid? *(formerly CDS - H3)*

Federal methodology (FM)

<b>H1. Aid Awarded to Enrolled Undergraduates</b>		<b>Need-Based</b> (Include non-need-based aid use to meet need).	<b>Non-Need-Based</b> (Exclude non-need-based aid use to meet need).
<b>Scholarships / Grants</b>	<b>Federal</b>	\$6,601,470.00	\$0.00
	<b>State</b> - all states, not only the state in which your institution is located	\$4,868,342.00	\$0.00
	<b>Institutional</b> - Endowed scholarships, annual gifts and tuition funded grants, awarded by the college, excluding athletic aid and tuition waivers (which are reported below)	\$3,412,704.00	\$2,241,366.00
	<b>Scholarships/grants from external sources</b> (e.g. Kiwanis, National Merit) not awarded by the college	\$223,700.00	\$213,082.00
	<b>Total Scholarships/Grants</b>	<b>\$15,106,216.00</b>	<b>\$2,454,448.00</b>
	<b>Student loans from all sources</b> (excluding parent loans)	\$10,540,844.00	\$2,778,826.00
	<b>Federal Work-Study</b>	\$230,320.00	

Note: In sections B4-B21, the numbers for the Final 2016 cohort (C) and Six-Year graduation rate for 2016 cohort (H) have been corrected from the values reported in the Common Data Set for 2022-2023.

<b>Self Help</b>	<b>State and other (e.g., institutional) work-study/employment</b> (Note: excludes Federal Work/Study captured above)	\$0.00	\$0.00
	<b>Total Self-Help</b>	<b>\$10,771,164.00</b>	<b>\$2,778,826.00</b>
<b>MISC.</b>	<b>Parent Loans</b>	\$110,334.00	\$314,170.00
	<b>Tuition Waivers</b>		
	<b>Athletic Awards</b>		

## H2. Number of Enrolled Students Awarded Aid

List the number of degree-seeking full-time and less-than-full-time undergraduates who applied for and were awarded financial aid from any source.

- ✓ Aid that is non-need-based but that was used to meet need should be counted as need-based aid. B4-B21
- ✓ In the chart below, students may be counted in more than one row, and full-time, first-time, first-year student counted as full-time undergraduates.
- ✓ Do not include any aid related to the CARES Act or unique to the COVID-19 pandemic.

	Full-Time, First-Time, First-Year	Full-Time Undergrad. (Include Freshman)
<b>A.</b> Number of degree-seeking undergraduate students (CDS Item B1 if reporting on Fall 2023 cohort)	241	1393
<b>B.</b> Number of students in line (A) who applied for need-based financial aid	219	1185
<b>C.</b> Number of students in line (B) who were determined to have financial need	180	1044

Note: In sections B4-B21, the numbers for the Final 2016 cohort (C) and Six-Year graduation rate for 2016 cohort (H) have been corrected from the values reported in the Common Data Set for 2022-2023.

Common Data Set 2023-2024

<b>D.</b> Number of students in line <b>(C)</b> who were awarded any financial aid	179	1035
<b>E.</b> Number of students in line <b>(D)</b> who were awarded any need-based scholarship or grant aid	177	1011
<b>F.</b> Number of students in line <b>(D)</b> who were awarded any need-based self-help aid	80	701
<b>G.</b> Number of students in line <b>(D)</b> who were awarded any non-need-based scholarship or grant aid	39	100
<b>H.</b> Number of students in line <b>(D)</b> who need was fully met (exclude PLUS loans, unsubsidized loans, and private alternative loans)	41	111
<b>I.</b> On average, the percentage of need that was met of students who were awarded any need-based aid. Exclude any aid that was awarded in excess of need as well as any resources that were awarded to replace EFC (PLUS loans, unsubsidized loans, and private alternative loans).	80.0%	71.0%
<b>J.</b> The average financial aid package of those in line <b>(D)</b> . Exclude any resources that were awarded to replace EFC (PLUS loans, unsubsidized loans, and private alternative loans).	\$16,396.00	\$15,010.00
<b>K.</b> Average need-based scholarship or grant award of those in line <b>(E)</b>	\$13,070.00	\$9,574.00

Note: In sections B4-B21, the numbers for the Final 2016 cohort (C) and Six-Year graduation rate for 2016 cohort (H) have been corrected from the values reported in the Common Data Set for 2022-2023.

<b>L.</b> Average need-based self-help award (excluding PLUS loans, unsubsidized loans, and private alternative loans) of those in line <b>(F)</b>	\$3,676.00	\$4,118.00
<b>M.</b> Average need-based loan (excluding PLUS loans, unsubsidized loans, and private alternative loans) of those in line <b>(F)</b> who were awarded a need-based loan	\$3,240.00	\$3,922.00

**H2A. Number of Enrolled Students Awarded Non-Need-Based Scholarships and Grants**

List the number of degree-seeking full-time and less-than-full-time undergraduates who had no financial need and who were awarded institutional non-need-based scholarship or grant aid.

- ✓ Numbers should reflect the cohort awarded the dollars reported in H1.
- ✓ In the chart below, students may be counted in more than one row, and full-time, first-time, first-year students counted as full-time undergraduates.
- ✓ Do not include any aid related to the CARES Act or unique to the COVID-19 pandemic.

	Full-Time, First-Time, First-Year	Full-Time Undergrad. (Include Freshman)
<b>N.</b> Number of students in line <b>(A)</b> who had no financial need and who were awarded institutional non-need-based scholarship or grant aid (exclude those who were awarded athletic awards and tuition benefits)	81	369
<b>O.</b> Average dollar amount of institutional non-need-based scholarship and grant aid awarded to students in line <b>(N)</b>	\$5,610.00	\$3,996.00

Note: In sections B4-B21, the numbers for the Final 2016 cohort (C) and Six-Year graduation rate for 2016 cohort (H) have been corrected from the values reported in the Common Data Set for 2022-2023.

<p><b>P.</b> Number of students in line <b>(A)</b> who were awarded an institutional non-need-based athletic scholarship or grant</p>	<p>0</p>	<p>0</p>
<p><b>Q.</b> Average dollar amount of institutional non-need-based athletic scholarships and grants awarded to students in line <b>(P)</b></p>	<p>\$0.00</p>	<p>\$0.00</p>

The graduates and loan types to include and exclude in order to fill out CDS H4 and CDS H5 are listed below:

**INCLUDE:**

- ✓ 2023 undergraduate class = all students who started at your institution as first-time students and received a bachelor's degree between July 1, 2022 and June 30, 2023.
- ✓ Only loans made to students who borrowed while enrolled at your institution.
- ✓ Co-signed loans.

**EXCLUDE:**

- Students who transferred in.
- Money borrowed at other institutions.
- Parent loans.
- Students who did not graduate or who graduated with another degree or certificate (but no bachelor's degree)
- Any aid related to the CARES Act or unique to the COVID-19 pandemic.

**H4. 2023 Undergraduate Class**

Provide the number of students in the 2023 undergraduate class who started at your institution as first-time students and received a bachelor's degree between July 1, 2022 and June 30, 2023.

Exclude students who transferred into your institution.

<p>183</p>
------------

Note: In sections B4-B21, the numbers for the Final 2016 cohort (C) and Six-Year graduation rate for 2016 cohort (H) have been corrected from the values reported in the Common Data Set for 2022-2023.



### H5. Number/Percent Borrowers and Average Borrowed Amount

Provide the number and percent of students in class (defined in H4 above) borrowing from federal, non-federal, and any loans and the average (or mean) amount borrowed in the table below.

The "average per-undergraduate-borrower cumulative principal borrowed" is designed to provide better information on borrowing from federal and nonfederal (institutional, state, commercial) sources.

The numbers, percentages, and averages for each row should be based only on the loan source specific for the particular example, the federal loans average (Row B) should only be the cumulative average of federal loans and the private loans average (Row E) should only be the cumulative average of private loans.

Source/Type of Loan	Number in the class (defined in H4 above) who borrowed from the types of loans specific in the first column	Percent of the class (defined above) who borrowed from the types of loans specified in the first column (nearest 1%)
<b>A.</b> Any loan program: Federal Perkins, Federal Stafford Subsidized and Unsubsidized, institutional, state, private loans that your institution is aware of, etc. Include both Federal Direct Student Loans and Federal Family Education Loans.	149	81%

Note: In sections B4-B21, the numbers for the Final 2016 cohort (C) and Six-Year graduation rate for 2016 cohort (H) have been corrected from the values reported in the Common Data Set for 2022-2023.

<b>B.</b> Federal loan programs: Federal Perkins, Federal Stafford Subsidized and Unsubsidized. Include both Federal Direct Student Loans and Federal Family Education Loans.	146	80%
<b>C.</b> Institutional loan program	0	0%
<b>D.</b> State loan programs	0	0%
<b>E.</b> Private student loans made by a bank or lender	16	9%

### H6. Aid to Undergraduate Degree-Seeking Nonresidents

Report numbers and dollar amounts for the same academic year as checked in item H1.

*H1 Response: 2023-2024 Estimated*

Indicate your institution's policy regarding institutional scholarship and grant aid for undergraduate degree-seeking nonre

- Institutional need-based scholarship or grant aid is available
- Institutional non-need-based scholarship or grant aid is available
- Institutional scholarship and grant aid is not available

If institutional financial aid is available for undergraduate degree-seeking nonresidents, provide the number of undergraduate degree-seeking nonresidents who were awarded need-based or non-need-based aid:

1
---

Note: In sections B4-B21, the numbers for the Final 2016 cohort (C) and Six-Year graduation rate for 2016 cohort (H) have been corrected from the values reported in the Common Data Set for 2022-2023.

Average dollar amount of institutional financial aid awarded to undergraduate degree-seeking nonresidents:

\$1,800.00
------------

Total dollar amount of institutional financial aid awarded to undergraduate degree-seeking nonresidents:

\$1,800.00
------------

### H7. Process for Nonresident First-Year Students

Select all financial aid forms that nonresident first-year financial aid applicants must submit:

- Institution's own financial aid form
- CSS Profile
- Other; please specify.

Other: 

--

### H8. Process for First-Year Students

Select all financial aid forms domestic first-year financial aid applicants must submit:

- FAFSA
- Institution's own financial aid form
- CSS Profile
- State aid form
- Business/Farm Supplement
- Other; please enter below.

Other: 

--

### H9. Filing Dates for First-Year Students

Note: In sections B4-B21, the numbers for the Final 2016 cohort (C) and Six-Year graduation rate for 2016 cohort (H) have been corrected from the values reported in the Common Data Set for 2022-2023.

Does institution have a deadline for filing required financial aid forms for first-year students?  
*Select "no" if there is no deadline and applications are processed on a rolling basis.*

No

Priority date for filing required financial aid forms: (MM/DD)

7/30

Deadline for filing required financial aid forms: (MM/DD)

None

### H10. Notification Dates for First-Year Students

Please enter the date for only one response below based on whether students are notified on a certain date or notified on

Students are notified on or about (date): (MM/DD)

Students are notified on a rolling basis starting (date): (MM/DD)

3/1

### H11. Reply Dates for First-Year Students

Students must reply by (date): (MM/DD)  
or within (number) of weeks of notification:

n/a

n/a

### H12. Types of Aid Available - Loans

Please select all types of aid available to undergraduates at your institution:

- |  |   |
|--|---|
| <input checked="" type="checkbox"/> Direct Subsidized Stafford Loans   | <input type="checkbox"/> Federal Nursing Loans                                    |
| <input checked="" type="checkbox"/> Direct Unsubsidized Stafford Loans | <input type="checkbox"/> State Loans  |
| <input checked="" type="checkbox"/> Direct PLUS Loans                  | <input type="checkbox"/> College/University loans from institutional f            |
| <input type="checkbox"/> Federal Perkins Loans                         | <input type="checkbox"/> Other <span style="float: right;">Please specify:</span> |

### H13. Types of Aid Available - Need-Based Scholarships and Grants

Note: In sections B4-B21, the numbers for the Final 2016 cohort (C) and Six-Year graduation rate for 2016 cohort (H) have been corrected from the values reported in the Common Data Set for 2022-2023.

Common Data Set 2023-2024

Please select all types of aid available to undergraduates at your institution:

- |  |  |
|--|--|
| <input checked="" type="checkbox"/> Federal Pell             | <input checked="" type="checkbox"/> College/University scholarship or grant aid from instituti |
| <input checked="" type="checkbox"/> SEOG                     | <input type="checkbox"/> United Negro College Fund   |
| <input checked="" type="checkbox"/> State scholarship/grants | <input type="checkbox"/> Federal Nursing Scholarship   |
| <input checked="" type="checkbox"/> Private scholarships     | <input type="checkbox"/> Other   |
- Please specify:

**H14. Criteria Used in Awarding Institutional Aid**

Please select all criteria used in awarding non-need based institutional aid:

- |  |  |   |
|--|--|---|
| <input checked="" type="checkbox"/> Academics          | <input type="checkbox"/> Job skills      | <input type="checkbox"/> Music/drama              |
| <input checked="" type="checkbox"/> Alumni affiliation | <input type="checkbox"/> ROTC            | <input type="checkbox"/> Religious affiliation    |
| <input type="checkbox"/> Art                           | <input type="checkbox"/> Leadership      | <input type="checkbox"/> State/district residency |
| <input type="checkbox"/> Athletics                     | <input type="checkbox"/> Minority status |   |

**H14. Criteria Used in Awarding Institutional Aid**


Please select all criteria used in awarding need-based institutional aid:

- |   |  |   |
|---|--|---|
| <input type="checkbox"/> Academics          | <input type="checkbox"/> Job skills      | <input type="checkbox"/> Music/drama              |
| <input type="checkbox"/> Alumni affiliation | <input type="checkbox"/> ROTC            | <input type="checkbox"/> Religious affiliation    |
| <input type="checkbox"/> Art                | <input type="checkbox"/> Leadership      | <input type="checkbox"/> State/district residency |
| <input type="checkbox"/> Athletics          | <input type="checkbox"/> Minority status |   |

Note: In sections B4-B21, the numbers for the Final 2016 cohort (C) and Six-Year graduation rate for 2016 cohort (H) have been corrected from the values reported in the Common Data Set for 2022-2023.

## H15. Affordable Policies

If your institution has recently implemented any major financial aid policy, program, or initiative to make your institution more accessible to incoming students such as replacing loans with grants, or waiving costs for families below a certain income level, please provide details below:



**END OF SECTION H**

Note: In sections B4-B21, the numbers for the Final 2016 cohort (C) and Six-Year graduation rate for 2016 cohort (H) have been corrected from the values reported in the Common Data Set for 2022-2023.

Common Data Set 2023-2024



such as the FAFSA.

ate, etc.; excluding  
responsibility of the

i determines the

h a student must

a student must

onstrate financial

al, or other sources  
; or any other non-  
d as need-based

Note: In sections B4-B21, the numbers for the Final 2016 cohort (C) and Six-Year graduation rate for 2016 cohort (H) have been corrected from the values reported in the Common Data Set for 2022-2023.

onstrate financial

to the annual cost

them (e.g.,  
terminating the

icial aid awards.

same cohort

's CDS Question B1

column.

ion-need-based

Note: In sections B4-B21, the numbers for the Final 2016 cohort (C) and Six-Year graduation rate for 2016 cohort (H) have been corrected from the values reported in the Common Data Set for 2022-2023.



Note: In sections B4-B21, the numbers for the Final 2016 cohort (C) and Six-Year graduation rate for 2016 cohort (H) have been corrected from the values reported in the Common Data Set for 2022-2023.

financial aid from any

sources should also be

Less Than Full-Time Undergrad.
1415
1212
1093

Note: In sections B4-B21, the numbers for the Final 2016 cohort (C) and Six-Year graduation rate for 2016 cohort (H) have been corrected from the values reported in the Common Data Set for 2022-2023.

Common Data Set 2023-2024

1053
1002
705
54
75
61.0%
\$10,122.00
\$5,330.00

Note: In sections B4-B21, the numbers for the Final 2016 cohort (C) and Six-Year graduation rate for 2016 cohort (H) have been corrected from the values reported in the Common Data Set for 2022-2023.

Common Data Set 2023-2024

\$3,700.00
\$3,658.00

re awarded

; should also be

Less Than Full-Time Undergrad.
363
\$2,130.00

Note: In sections B4-B21, the numbers for the Final 2016 cohort (C) and Six-Year graduation rate for 2016 cohort (H) have been corrected from the values reported in the Common Data Set for 2022-2023.

Common Data Set 2023-2024

0
\$0.00

achelor's degree

).

Note: In sections B4-B21, the numbers for the Final 2016 cohort (C) and Six-Year graduation rate for 2016 cohort (H) have been corrected from the values reported in the Common Data Set for 2022-2023.

an sources, and

ion about student

ticular row. For  
: loans average

<b>Average per- undergraduate- borrower cumulative principal borrowed from the types of loans specific in the first column (nearest \$1)</b>
\$37,329

Note: In sections B4-B21, the numbers for the Final 2016 cohort (C) and Six-Year graduation rate for 2016 cohort (H) have been corrected from the values reported in the Common Data Set for 2022-2023.

Common Data Set 2023-2024

\$36,241
\$0
\$0
\$16,922

Residents:

Note: In sections B4-B21, the numbers for the Final 2016 cohort (C) and Six-Year graduation rate for 2016 cohort (H) have been corrected from the values reported in the Common Data Set for 2022-2023.

Note: In sections B4-B21, the numbers for the Final 2016 cohort (C) and Six-Year graduation rate for 2016 cohort (H) have been corrected from the values reported in the Common Data Set for 2022-2023.



Funds

Note: In sections B4-B21, the numbers for the Final 2016 cohort (C) and Six-Year graduation rate for 2016 cohort (H) have been corrected from the values reported in the Common Data Set for 2022-2023.

onal funds

More affordable to  
provide the details



Note: In sections B4-B21, the numbers for the Final 2016 cohort (C) and Six-Year graduation rate for 2016 cohort (H) have been corrected from the values reported in the Common Data Set for 2022-2023.

## I. INSTRUCTIONAL FACULTY AND CLASS SIZE

### I1. Instructional Faculty by Category

Please report the number of instructional faculty members in each category for Fall 2023. Include faculty who are on your institution on the census date your institution uses for IPEDS/AAUP.

The following definition of full-time instructional faculty is used by the American Association of University Professors (AAUP) in its Faculty Compensation Survey (the part time definitions are not used by AAUP). Instructional Faculty is defined as those members instructional-research staff whose major regular assignment is instruction, including those with released time for research. Use the table below to determine inclusions and exclusions:

	Full-Time	Part-Time
A. Instructional faculty in preclinical and clinical medicine, faculty who are not paid (e.g., those who donate their services or are in the military), or research-only faculty, post-doctoral fellows, or pre-doctoral fellows	Exclude	Include only one or more credit courses
B. Administrative officers with titles such as dean of students, librarian, registrar, coach, and the like, even though they may devote part of their time to classroom instruction and may have faculty status	Exclude	Include only one or more credit courses
C. Other administrators/staff who teach one or more non-clinical credit courses even though they do not have faculty status	Exclude	Include
D. Undergraduate or graduate students who assist in the instruction of courses, but have titles such as teaching assistant, teaching fellow, and the like	Exclude	Exclude
E. Faculty on sabbatical or leave with pay	Include	Exclude
F. Faculty on leave without pay	Exclude	Exclude
G. Replacement faculty for faculty on sabbatical leave or leave with pay	Exclude	Include

Note: In sections B4-B21, the numbers for the Final 2016 cohort (C) and Six-Year graduation rate for 2016 cohort (H) have been corrected from the values reported in the Common Data Set for 2022-2023.

**Full-time instructional faculty:** faculty employed on a full-time basis for instruction (including those with released time for research and creative activities).

**Part-time instructional faculty:** Adjuncts and other instructors being paid solely for part-time classroom instruction. Also include full-time faculty teaching less than two semesters, three quarters, two trimesters, or two four-month sessions. Employees who are not counted as full-time instructional faculty but who teach one or more non-clinical credit courses may be counted as part-time faculty.

**Minority faculty :** includes faculty who designate themselves as Black, non-Hispanic; American Indian or Alaska Native; Asian, Native Hawaiian or other Pacific Islander, or Hispanic.

**Doctorate:** includes such degrees as Doctor of Philosophy, Doctor of Education, Doctor of Juridical Science, and Doctor of Public Administration in any field such as arts, sciences, education, engineering, business, and public administration. Also includes terminal degrees formally designated as “first professional,” including dentistry (DDS or DMD), medicine (MD), optometry (OD), osteopathic medicine (DO) (DPharm or BPharm), podiatric medicine (DPM), veterinary medicine (DVM), chiropractic (DC or DCM), or law (JD).

**Terminal master’s degree:** a master’s degree that is considered the highest degree in a field: example, M. Arch (in architecture) or M.F.A. (master of fine arts in art or theater).

	Full-Time	Part-Time	Total
A. Total number of instructional faculty	101	507	608
B. Total number who are members of minority groups	11	83	94
C. Total number who are women	80	297	377
D. Total number who are men	21	209	230
E. Total number who are international (non-residents)	0	7	7
F. Total number with doctorate, or other terminal degrees	71	428	499
G. Total number whose highest degree is a master's degree but not a terminal master's	8	25	33

Note: In sections B4-B21, the numbers for the Final 2016 cohort (C) and Six-Year graduation rate for 2016 cohort (H) have been corrected from the values reported in the Common Data Set for 2022-2023.

H. Total number whose highest degree is a bachelor's	12	28	40
I. Total number whose highest degree is unknown or other	10	26	36
J. Total number in stand-alone graduate/professional programs in which faculty teach virtually only graduate-level students	3	16	19

**NOTE: Rows F, G, H and I should equal row A.**

## I2. Student to Faculty Ratio

Report the Fall 2023 ratio of full-time equivalent students (full-time plus 1/3 part time) to full-time equivalent instructional faculty plus 1/3 part time). In the ratio calculations, exclude both faculty and students in stand-alone graduate or professional programs medicine, law, veterinary, dentistry, social work, business, or public health in which faculty teach virtually only graduate level stu

Do not count undergraduate or graduate student teaching assistants as faculty.

Fall 2023 Student to Faculty Ratio:  to

Ratio is based on number of students:

Ratio is based on number of faculty:

### 13. Undergraduate Class Size

In the table below, please report information about the size of classes and class sections offered in the Fall 2023 term.

**Class Sections:** A class section is an organized course offered for credit, identified by discipline and number, meeting at a stated times in a classroom or similar setting, and not a subsection such as a laboratory or discussion session. Undergraduate class sections defined as any sections in which at least one degree-seeking undergraduate student is enrolled for credit. Exclude distance learning and noncredit classes and individual instruction such as dissertation or thesis research, music instruction, or one-to-one readings students in independent study, co-operative programs, internships, foreign language taped tutor sessions, practicums, and all other one-on-one classes. Each class section should be counted only once and should not be duplicated because of course catalog cross-listings.

**Class Subsections:** A class subsection includes any subsection of a course, such as laboratory, recitation, and discussion subsections supplementary in nature and are scheduled to meet separately from the lecture portion of the course. Undergraduate subsections defined as any subsections of courses in which degree-seeking undergraduate students enrolled for credit. As above, exclude noncredit classes and individual instruction such as dissertation or thesis research, music instruction, or one-to-one readings. Each class subsection should be counted only once and should not be duplicated because of cross-listings.

Using the above definitions, please report for each of the following class-size intervals the number of class sections and class subsections offered in Fall 2023. For example, a lecture class with 800 students who met at another time in 40 separate labs with 20 students each would be counted once in the “100+” column in the class section column and 40 times under the “20-29” column of the class subsections column.

Number of class sections with undergraduates enrolled --  
Undergraduate Class Size (provide numbers)

	<b>Class Sections</b>	<b>Class Sub-Sections</b>
<b>2 - 9</b>	60	107
<b>10 - 19</b>	136	54
<b>20 - 29</b>	56	8
<b>30 - 39</b>	6	0
<b>40 - 49</b>	0	0
<b>50 - 59</b>	0	0
<b>100 +</b>	0	0
<b>Total</b>	<b>258</b>	<b>169</b>

Note: In sections B4-B21, the numbers for the Final 2016 cohort (C) and Six-Year graduation rate for 2016 cohort (H) have been corrected from the values reported in the Common Data Set for 2022-2023.

**END OF SECTION I**

B4-B21

Note: In sections B4-B21, the numbers for the Final 2016 cohort (C) and Six-Year graduation rate for 2016 cohort (H) have been corrected from the values reported in the Common Data Set for 2022-2023.



Common Data Set 2023-2024



tion's payroll

s annual  
s of the  
he chart

Time
if they teach non-clinical courses
if they teach non-clinical courses
ude
ude
ude
ude
ude

Note: In sections B4-B21, the numbers for the Final 2016 cohort (C) and Six-Year graduation rate for 2016 cohort (H) have been corrected from the values reported in the Common Data Set for 2022-2023.

Common Data Set 2023-2024

rch).

ides full-time  
onsidered full-

tive

Health in  
erly  
, pharmacy

and MFA

Note: In sections B4-B21, the numbers for the Final 2016 cohort (C) and Six-Year graduation rate for 2016 cohort (H) have been corrected from the values reported in the Common Data Set for 2022-2023.

ty (full time  
such as  
dents.

Note: In sections B4-B21, the numbers for the Final 2016 cohort (C) and Six-Year graduation rate for 2016 cohort (H) have been corrected from the values reported in the Common Data Set for 2022-2023.

## Common Data Set 2023-2024

time or  
ons are  
ing classes  
. Exclude  
udents in  
s-listings.

ons that are  
ns are  
credit  
section

sections  
s should be  
:able.

Note: In sections B4-B21, the numbers for the Final 2016 cohort (C) and Six-Year graduation rate for 2016 cohort (H) have been corrected from the values reported in the Common Data Set for 2022-2023.

Common Data Set 2023-2024



Note: In sections B4-B21, the numbers for the Final 2016 cohort (C) and Six-Year graduation rate for 2016 cohort (H) have been corrected from the values reported in the Common Data Set for 2022-2023.

## J. DISCIPLINARY AREAS of DEGREES CONFERRED

### Degrees conferred between July 1, 2022 and June 30, 2023.

For each of the following discipline areas, provide the percentage of diplomas/certificates, associate, and bachelor's degrees awarded. To determine the percentage, use majors, not headcount (e.g., students with one degree but a double major will be represented twice). Calculate the percentage from your institution's IPEDS Completions by using the sum of 1<sup>st</sup> and 2<sup>nd</sup> majors for each CIP code as the numerator and the sum of the Grand Total by 1st Majors and the Grand Total by 2<sup>nd</sup> major as the denominator. If you prefer, you can compute the percentages using 1<sup>st</sup> majors only.

Category	Diploma/ Certificates	Associate	Bachelor's	CIP 2020 Categories to Include
Agriculture		16.6		1
Natural resources and conservation				3
Architecture				4
Area, ethnic, and gender studies				5
Communication/journalism				9
Communication technologies				10
Computer and information sciences			10.3	11
Personal and culinary services		11.4		12
Education			2.4	13
Engineering				14
Engineering technologies		5.8		15
Foreign languages, literatures, and linguistics				16
Family and consumer sciences		1.8	4.8	19
Law/legal studies				22
English				23
Liberal arts/general studies		13.8	5.2	24
Library science				25

Note: In sections B4-B21, the numbers for the Final 2016 cohort (C) and Six-Year graduation rate for 2016 cohort (H) have been corrected from the values reported in the Common Data Set for 2022-2023.

Common Data Set 2023-2024

Biological/life sciences				<b>26</b>
Mathematics and statistics				<b>27</b>
Military science and military technologies				<b>28 and 29</b>
Interdisciplinary studies				<b>30</b>
Parks and recreation				<b>31</b>
Philosophy and religious studies				<b>38</b>
Theology and religious vocations				<b>39</b>
Physical sciences				<b>40</b>
Science technologies				<b>41</b>
Psychology			7.3	<b>42</b>
Homeland Security, law enforcement, firefighting, and protective services		4.0	1.3	<b>43</b>
Public administration and social services				<b>44</b>
Social sciences				<b>45</b>
Construction trades				<b>46</b>
Mechanic and repair technologies	41.2	4.3		<b>47</b>
Precision production	2.9			<b>48</b>
Transportation and materials moving				<b>49</b>
Visual and performing arts				<b>50</b>
Health professions and related programs	55.9	39.6	35.0	<b>51</b>
Business/marketing		2.8	33.7	<b>52</b>
History				<b>54</b>
<i>Other</i>				

**END OF SECTION J**

Note: In sections B4-B21, the numbers for the Final 2016 cohort (C) and Six-Year graduation rate for 2016 cohort (H) have been corrected from the values reported in the Common Data Set for 2022-2023.

B4-B21

Note: In sections B4-B21, the numbers for the Final 2016 cohort (C) and Six-Year graduation rate for 2016 cohort (H) have been corrected from the values reported in the Common Data Set for 2022-2023.



## COMMON DATA SET DEFINITIONS

**All definitions related to the financial aid section appear at the end of the Definitions document.**

Items preceded by an asterisk (\*) represent definitions agreed to among publishers which do not appear on the CDS document but may be present on individual publishers' surveys.

Additional guidance for some terms, particularly those common with the IPEDS survey, may be found here:

<https://surveys.nces.ed.gov/ipeds/public/glossary>

**\*Academic advisement:** Plan under which each student is assigned to a faculty member or a trained adviser, who, through regular meetings, helps the student plan and implement immediate and long-term academic and vocational goals.

**Accelerated program:** Completion of a college program of study in fewer than the usual number of years, most often by attending summer sessions and carrying extra courses during the regular academic term.

**Admitted student:** Applicant who is offered admission to a degree-granting program at your institution.

**\*Adult student services:** Admission assistance, support, orientation, and other services expressly for adults who have started college for the first time, or who are re-entering after a lapse of a few years.

**American Indian or Alaska Native:** A person having origins in any of the original peoples of North and South America (including Central America) and maintaining tribal affiliation or community attachment.

Note: In sections B4-B21, the numbers for the Final 2016 cohort (C) and Six-Year graduation rate for 2016 cohort (H) have been corrected from the values reported in the Common Data Set for 2022-2023.

**Applicant (first-time, first year):** An individual who has fulfilled the institution's requirements to be considered for admission (including payment or waiving of the application fee, if any) and who has been notified of one of the following actions: admission, nonadmission, placement on waiting list, or application withdrawn (by applicant or institution).

**Application fee:** That amount of money that an institution charges for processing a student's application for acceptance. This amount is *not* creditable toward tuition and required fees, nor is it refundable if the student is not admitted to the institution.

**Asian:** A person having origins in any of the original peoples of the Far East, Southeast Asia, or the Indian subcontinent, including, for example, Cambodia, China, India, Japan, Korea, Malaysia, Pakistan, the Philippine Islands, Thailand, and Vietnam.

**Associate degree:** An award that normally requires at least two but less than four years of full-time equivalent college work.

**Bachelor's degree:** An award (baccalaureate or equivalent degree, as determined by the Secretary of the U.S. Department of Education) that normally requires at least four years but *not* more than five years of full-time equivalent college-level work. This includes ALL bachelor's degrees conferred in a five-year cooperative (work-study plan) program. (A cooperative plan provides for alternate class attendance and employment in business, industry, or government; thus, it allows students to combine actual work experience with their college studies.) Also, it includes bachelor's degrees in which the normal four years of work are completed in three years.

**Black or African American:** A person having origins in any of the black racial groups of Africa.

**Board (charges):** Assume average cost for 19 meals per week or the maximum meal plan.

Note: In sections B4-B21, the numbers for the Final 2016 cohort (C) and Six-Year graduation rate for 2016 cohort (H) have been corrected from the values reported in the Common Data Set for 2022-2023.

**Books and supplies (costs):** Average cost of books and supplies. Do not include unusual costs for special groups of students (e.g., engineering or art majors), unless they constitute the majority of students at your institution.

**Calendar system:** The method by which an institution structures most of its courses for the academic year.

**Campus Ministry:** Religious student organizations (denominational or nondenominational) devoted to fostering religious life on college campuses. May also refer to Campus Crusade for Christ, an interdenominational Christian organization.

**\*Career and placement services:** A range of services, including (often) the following: coordination of visits of employers to campus; aptitude and vocational testing; interest inventories, personal counseling; help in resume writing, interviewing, launching the job search; listings for those students desiring employment and those seeking permanent positions; establishment of a permanent reference folder; career resource materials.

**Carnegie units:** One year of study or the equivalent in a secondary school subject.

**Certificate:** See **Postsecondary award, certificate, or diploma.**

**Class rank:** The relative numerical position of a student in his or her graduating class, calculated by the high school on the basis of grade-point average, whether weighted or unweighted.

**College-preparatory program:** Courses in academic subjects (English, history and social studies, foreign languages, mathematics, science, and the arts) that stress preparation for college or university study.

Note: In sections B4-B21, the numbers for the Final 2016 cohort (C) and Six-Year graduation rate for 2016 cohort (H) have been corrected from the values reported in the Common Data Set for 2022-2023.

**Common Application:** The standard application form distributed by the National Association of Secondary School Principals for a large number of private colleges who are members of the Common Application Group.

**\*Community service program:** Referral center for students wishing to perform volunteer work in the community or participate in volunteer activities coordinated by academic departments.

**Commuter:** A student who lives off campus in housing that is not owned by, operated by, or affiliated with the college. This category includes students who commute from home and students who have moved to the area to attend college.

**Comprehensive transition and postsecondary program for students with intellectual disabilities:** Programs designed to support postsecondary students with intellectual disabilities obtain instruction in academic, career and technical, and independent living subjects in preparation for employment.

**Clock hour:** A unit of measure that represents an hour of scheduled instruction given to students. Also referred to as contact hour.

**Continuous basis (for program enrollment):** A calendar system classification that is used by institutions that enroll students at any time during the academic year. For example, a cosmetology school or a word processing school might allow students to enroll and begin studies at various times, with no requirement that classes begin on a certain date.

**Cooperative education program:** A program that provides for alternate class attendance and employment in business, industry, or government.

**Cooperative housing:** College-owned, -operated, or -affiliated housing in which students share food and housing expenses and participate in household chores to reduce living expenses.

Note: In sections B4-B21, the numbers for the Final 2016 cohort (C) and Six-Year graduation rate for 2016 cohort (H) have been corrected from the values reported in the Common Data Set for 2022-2023.

**\*Counseling service:** Activities designed to assist students in making plans and decisions related to their education, career, or personal development.

**Credit:** Recognition of attendance or performance in an instructional activity (course or program) that can be applied by a recipient toward the requirements for a degree, diploma, certificate, or recognized postsecondary credential.

**Credit course:** A course that, if successfully completed, can be applied toward the number of courses required for achieving a degree, diploma, certificate, or other recognized postsecondary credential.

**Credit hour:** A unit of measure representing an hour (50 minutes) of instruction over a 15-week period in a semester or trimester system or a 10-week period in a quarter system. It is applied toward the total number of hours needed for completing the requirements of a degree, diploma, certificate, or recognized postsecondary credential.

**Cross-registration:** A system whereby students enrolled at one institution may take courses at another institution without having to apply to the second institution.

**Deferred admission:** The practice of permitting admitted students to postpone enrollment, usually for a period of one academic term or one year.

**Degree:** An award conferred by a college, university, or other postsecondary education institution as official recognition for the successful completion of a program of studies.

**Degree-seeking students:** Students enrolled in courses for credit who are recognized by the institution as seeking a degree or recognized postsecondary credential. At the undergraduate level, this is intended to include students enrolled in vocational or occupational programs.

Note: In sections B4-B21, the numbers for the Final 2016 cohort (C) and Six-Year graduation rate for 2016 cohort (H) have been corrected from the values reported in the Common Data Set for 2022-2023.

**Differs by program (calendar system):** A calendar system classification that is used by institutions that have occupational/vocational programs of varying length. These schools may enroll students at specific times depending on the program desired. For example, a school might offer a two-month program in January, March, May, September, and November; and a three-month program in January, April, and October.

**Diploma:** See **Postsecondary award, certificate, or diploma.**

**Distance learning:** An option for earning course credit at off-campus locations via cable television, internet, satellite classes, videotapes, correspondence courses, or other means.

**Doctor's degree-research/scholarship:** A Ph.D. or other doctor's degree that requires advanced work beyond the master's level, including the preparation and defense of a dissertation based on original research, or the planning and execution of an original project demonstrating substantial artistic or scholarly achievement. Some examples of this type of degree may include Ed.D., D.M.A., D.B.A., D.Sc., D.A., or D.M, and others, as designated by the awarding institution.

**Doctor's degree-professional practice:** A doctor's degree that is conferred upon completion of a program providing the knowledge and skills for the recognition, credential, or license required for professional practice. The degree is awarded after a period of study such that the total time to the degree, including both pre-professional and professional preparation, equals at least six full-time equivalent academic years. Some of these degrees were formerly classified as "first-professional" and may include: Chiropractic (D.C. or D.C.M.); Dentistry (D.D.S. or D.M.D.); Law (L.L.B. or J.D.); Medicine (M.D.); Optometry (O.D.); Osteopathic Medicine (D.O); Pharmacy (Pharm.D.); Podiatry (D.P.M., Pod.D., D.P.); or, Veterinary Medicine (D.V.M.), and others, as designated by the awarding institution.

**Doctor's degree-other:** A doctor's degree that does not meet the definition of a doctor's degree - research/scholarship or a doctor's degree - professional practice.

**Double major:** Program in which students may complete two undergraduate programs of study simultaneously.

Note: In sections B4-B21, the numbers for the Final 2016 cohort (C) and Six-Year graduation rate for 2016 cohort (H) have been corrected from the values reported in the Common Data Set for 2022-2023.

**Dual enrollment:** A program through which high school students may enroll in college courses while still enrolled in high school. Students are not required to apply for admission to the college in order to participate.

**Early action plan:** An admission plan that allows students to apply and be notified of an admission decision well in advance of the regular notification dates. If admitted, the candidate is not committed to enroll; the student may reply to the offer under the college's regular reply policy.

**Early admission:** A policy under which students who have not completed high school are admitted and enroll full time in college, usually after completion of their junior year.

**Early decision plan:** A plan that permits students to apply and be notified of an admission decision (and financial aid offer if applicable) well in advance of the regular notification date. Applicants agree to accept an offer of admission and, if admitted, to withdraw their applications from other colleges. There are three possible decisions for early decision applicants: admitted, denied, or not admitted but forwarded for consideration with the regular applicant pool, without prejudice.

**English as a Second Language (ESL):** A course of study designed specifically for students whose native language is not English.

**Exchange student program-domestic:** Any arrangement between a student and a college that permits study for a semester or more at another college **in the United States** without extending the amount of time required for a degree. **See also Study abroad.**

**External degree program:** A program of study in which students earn credits toward a degree through independent study, college courses, proficiency examinations, and personal experience. External degree programs require minimal or no classroom attendance.

**Extracurricular activities (as admission factor):** Special consideration in the admissions process given for participation in both school and nonschool-related activities of interest to the college, such as clubs, hobbies, student government, athletics, performing arts, etc.

Note: In sections B4-B21, the numbers for the Final 2016 cohort (C) and Six-Year graduation rate for 2016 cohort (H) have been corrected from the values reported in the Common Data Set for 2022-2023.

**First-time student:** A student attending any institution for the first time at the level enrolled. Includes students enrolled in the fall term who attended a postsecondary institution for the first time at the same level in the prior summer term. Also includes students who entered with advanced standing (college credit earned before graduation from high school).

**First-time, first-year student:** A student attending any institution for the first time at the undergraduate level. Includes students enrolled in the fall term who attended college for the first time in the prior summer term. Also includes students who entered with advanced standing (college credits earned before graduation from high school).

**First-year student:** A student who has completed less than the equivalent of 1 full year of undergraduate work; that is, less than 30 semester hours (in a 120-hour degree program) or less than 900 clock hours.

**\*New student orientation:** Orientation addressing the academic, social, emotional, and intellectual issues involved in beginning college. May be a few hours or a few days in length; at some colleges, there is a fee.

**Full-time student (undergraduate):** A student enrolled for 12 or more semester credits, 12 or more quarter credits, or 24 or more clock hours a week each term.

**Geographical residence (as admission factor):** Special consideration in the admission process given to students from a particular region, state, or country of residence.

**Grade-point average (academic high school GPA):** The sum of grade points a student has earned in secondary school divided by the number of courses taken. The most common system of assigning numbers to grades counts four points for an A, three points for a B, two points for a C, one point for a D, and no points for an E or F. Unweighted GPA's assign the same weight to each course. Weighting gives students additional points for their grades in advanced or honors courses.

## **B4-B21**

Note: In sections B4-B21, the numbers for the Final 2016 cohort (C) and Six-Year graduation rate for 2016 cohort (H) have been corrected from the values reported in the Common Data Set for 2022-2023.



**\*Health services:** Free or low cost on-campus primary and preventive health care available to students.

**High school diploma or recognized equivalent:** A document certifying the successful completion of a prescribed secondary school program of studies, or the attainment of satisfactory scores on the Tests of General Educational Development (GED), or another state-specified examination.

**Hispanic or Latino:** A person of Mexican, Puerto Rican, Cuban, South or Central American, or other Spanish culture or origin, regardless of race.

**Honors program:** Any special program for very able students offering the opportunity for educational enrichment, independent study, acceleration, or some combination of these.

**Independent study:** Academic work chosen or designed by the student with the approval of the department concerned, under an instructor's supervision, and usually undertaken outside of the regular classroom structure.

**In-state tuition:** The tuition charged by institutions to those students who meet the state's or institution's residency requirements.

**International student:** See **Nonresident**.

**International student group:** Student groups that facilitate cultural dialogue, support a diverse campus, assist international students in acclimation and creating a social network.

Note: In sections B4-B21, the numbers for the Final 2016 cohort (C) and Six-Year graduation rate for 2016 cohort (H) have been corrected from the values reported in the Common Data Set for 2022-2023.

**Internship:** Any short-term, supervised work experience usually related to a student's major field, for which the student earns academic credit. The work can be full- or part-time, on- or off-campus, paid or unpaid.

**\*Learning center:** Center offering assistance through tutors, workshops, computer programs, or audiovisual equipment in reading, writing, math, and skills such as taking notes, managing time, taking tests.

**\*Legal services:** Free or low cost legal advice for a range of issues (personal and other).

**Liberal arts/career combination:** Program in which a student earns undergraduate degrees in two separate fields, one in a liberal arts major and the other in a professional or specialized major, whether on campus or through cross-registration.

**Living learning community:** Residential programs that allow students to interact with students who share common interests. In addition to living together, students may also participate in shared courses, special events, and group service projects.

**Master's degree:** An award that requires the successful completion of a program of study of generally one or two full-time equivalent academic years of work beyond the bachelor's degree. Some of these degrees, such as those in Theology (M.Div., M.H.L./Rav) that were formerly classified as "first-professional", may require more than two full-time equivalent academic years of work.

**Minority affiliation (as admission factor):** Special consideration in the admission process for members of designated racial/ethnic minority groups.

**\*Minority student center:** Center with programs, activities, and/or services intended to enhance the college experience of students of color.

Note: In sections B4-B21, the numbers for the Final 2016 cohort (C) and Six-Year graduation rate for 2016 cohort (H) have been corrected from the values reported in the Common Data Set for 2022-2023.

**Model United Nations:** A simulation activity focusing on conflict resolution, globalization, and diplomacy. Assuming roles as foreign ambassadors and “delegates,” students conduct research, engage in debate, draft resolutions, and may participate in a national Model UN conference.

**Native Hawaiian or Other Pacific Islander:** A person having origins in any of the original peoples of Hawaii, Guam, Samoa, or other Pacific Islands.

**Nonresident:** A person who is not a citizen or national of the United States and who is in this country on a visa or temporary basis and does not have the right to remain indefinitely.

**\*On-campus day care:** Licensed day care for students’ children (usually age 3 and up); usually for a fee.

**Open admission:** Admission policy under which virtually all secondary school graduates or students with GED equivalency diplomas are admitted without regard to academic record, test scores, or other qualifications.

**Other expenses (costs):** Include average costs for clothing, laundry, entertainment, medical (if not a required fee), and furnishings.

**Out-of-state tuition:** The tuition charged by institutions to those students who do not meet the institution’s or state’s residency requirements.

**Part-time student (undergraduate):** A student enrolled for fewer than 12 credits per semester or quarter, or fewer than 24 clock hours a week each term.

Note: In sections B4-B21, the numbers for the Final 2016 cohort (C) and Six-Year graduation rate for 2016 cohort (H) have been corrected from the values reported in the Common Data Set for 2022-2023.

**Permanent Resident or other eligible non-citizen:** A person who is not a citizen or national of the United States and who has been admitted as a legal immigrant for the purpose of obtaining permanent resident status (and who holds either a registration card [Form I-551 or I-151], a Temporary Resident Card [Form I-688], or an Arrival-Departure Record [Form I-94] with a notation that conveys legal immigrant status, such as Section 207 Refugee, Section 208 Asylee, Conditional Entrant Parolee or Cuban-Haitian).

**\*Personal counseling:** One-on-one or group counseling with trained professionals for students who want to explore personal, educational, or vocational issues.

**Post-baccalaureate certificate:** An award that requires completion of an organized program of study requiring 18 credit hours beyond the bachelor's; designed for persons who have completed a baccalaureate degree but do not meet the requirements of academic degrees carrying the title of master.

**Post-master's certificate:** An award that requires completion of an organized program of study of 24 credit hours beyond the master's degree but does not meet the requirements of academic degrees at the doctoral level.

**Postsecondary award, certificate, or diploma:** Includes the following three IPEDS definitions for postsecondary awards, certificates, and diplomas of varying durations and credit/contact/clock hour requirements:

***Less Than 1 Academic Year*** : Requires completion of an organized program of study at the postsecondary level (below the baccalaureate degree) in less than 1 academic year (2 semesters or 3 quarters) or in less than 900 clock hours by a student enrolled full-time.

***At Least 1 But Less Than 2 Academic Years***: Requires completion of an organized program of study at the postsecondary level (below the baccalaureate degree) in at least 1 but less than 2 full-time equivalent academic years, or designed for completion in at least 30 but less than 60 credit hours, or in at least 900 but less than 1,800 clock hours.

***At Least 2 But Less Than 4 Academic Years***: Requires completion of an organized program of study at the postsecondary level (below the baccalaureate degree) in at least 2 but less than 4 full-time equivalent academic years, or designed for completion in at least 60 but less than 120 credit hours, or in at least 1,800 but less than 3,600 clock hours.

Note: In sections B4-B21, the numbers for the Final 2016 cohort (C) and Six-Year graduation rate for 2016 cohort (H) have been corrected from the values reported in the Common Data Set for 2022-2023.

**Private institution:** An educational institution controlled by a private individual(s) or by a nongovernmental agency, usually supported primarily by other than public funds, and operated by other than publicly elected or appointed officials.

**Private for-profit institution:** A private institution in which the individual(s) or agency in control receives compensation, other than wages, rent, or other expenses for the assumption of risk.

**Private nonprofit institution:** A private institution in which the individual(s) or agency in control receives no compensation, other than wages, rent, or other expenses for the assumption of risk. These include both independent nonprofit schools and those affiliated with a religious organization.

**Proprietary institution:** See **Private for-profit institution**.

**Public institution:** An educational institution whose programs and activities are operated by publicly elected or appointed school officials, and which is supported primarily by public funds.

**Quarter calendar system:** A calendar system in which the academic year consists of three sessions called quarters of about 12 weeks each. The range may be from 10 to 15 weeks. There may be an additional quarter in the summer.

**Race/ethnicity:** Category used to describe groups to which individuals belong, identify with, or belong in the eyes of the community. The categories do not denote scientific definitions of anthropological origins. A person may be counted in only one group.

**Race/ethnicity unknown:** Category used to classify students or employees whose race/ethnicity is not known and whom institutions are unable to place in one of the specified racial/ethnic categories.

Note: In sections B4-B21, the numbers for the Final 2016 cohort (C) and Six-Year graduation rate for 2016 cohort (H) have been corrected from the values reported in the Common Data Set for 2022-2023.

**Recognized Postsecondary Credential:** Includes both Title IV eligible degrees, certificates, and other recognized postsecondary credentials. Any credential that is received after completion of a program that is eligible for Title IV federal student aid. Credentials that are awarded to recognize an individual's attainment of measurable technical or industry/occupational skills necessary to obtain employment or advance within an industry occupation. (Generally based on standards developed or endorsed by employers or industry associations).

**Religious affiliation/commitment (as admission factor):** Special consideration given in the admission process for affiliation with a certain church or faith/religion, commitment to a religious vocation, or observance of certain religious tenets/lifestyle.

**\*Religious counseling:** One-on-one or group counseling with trained professionals for students who want to explore religious problems or issues.

**\*Developmental services:** Instructional courses designed for students deficient in the general competencies necessary for a regular postsecondary curriculum and educational setting.

**Required fees:** Fixed sum charged to students for items not covered by tuition and required of such a large proportion of all students that the student who does NOT pay is the exception. Do not include application fees or optional fees such as lab fees or parking fees.

**Food and housing (charges)—on campus:** Assume double occupancy in institutional housing and 19 meals per week (or maximum meal plan).

**Secondary school record (as admission factor):** Information maintained by the secondary school that may include such things as the student's high school transcript, class rank, GPA, and teacher and counselor recommendations.

**Semester calendar system:** A calendar system that consists of two semesters during the academic year with about 16 weeks for each semester of instruction. There may be an additional summer session.

Note: In sections B4-B21, the numbers for the Final 2016 cohort (C) and Six-Year graduation rate for 2016 cohort (H) have been corrected from the values reported in the Common Data Set for 2022-2023.

**Student-designed major:** A program of study based on individual interests, designed with the assistance of an adviser.

**Study abroad:** Any arrangement by which a student completes part of the college program studying in another country. Can be at a campus abroad or through a cooperative agreement with some other U.S. college or an institution of another country.

**\*Summer session:** A summer session is shorter than a regular semester and not considered part of the academic year. It is not the third term of an institution operating on a trimester system or the fourth term of an institution operating on a quarter calendar system. The institution may have 2 or more sessions occurring in the summer months. Some schools, such as vocational and beauty schools, have year-round classes with no separate summer session.

**Talent/ability (as admission factor):** Special consideration given to students with demonstrated talent/abilities in areas of interest to the institution (e.g., sports, the arts, languages, etc.).

**Teacher certification program:** Program designed to prepare students to meet the requirements for certification as teachers in elementary, middle/junior high, and secondary schools.

**Transfer applicant:** An individual who has fulfilled the institution's requirements to be considered for admission (including payment or waiving of the application fee, if any) and who has previously attended another college or university and earned college-level credit.

**Transfer student:** A student entering the institution for the first time but known to have previously attended a postsecondary institution at the same level (e.g., undergraduate). The student may transfer with or without credit.

**Transportation (costs):** Assume two round trips to student's hometown per year for students in institutional housing or daily travel to and from your institution for commuter students.

Note: In sections B4-B21, the numbers for the Final 2016 cohort (C) and Six-Year graduation rate for 2016 cohort (H) have been corrected from the values reported in the Common Data Set for 2022-2023.

**Trimester calendar system:** An academic year consisting of 3 terms of about 15 weeks each.

**Tuition:** Amount of money charged to students for instructional services. Tuition may be charged per term, per course, or per credit.

**\*Tutoring:** May range from one-on-one tutoring in specific subjects to tutoring in an area such as math, reading, or writing. Most tutors are college students; at some colleges, they are specially trained and certified.

**Unit:** a standard of measurement representing hours of academic instruction (e.g., semester credit, quarter credit, clock hour).

**Undergraduate:** A student enrolled in a four- or five-year bachelor's degree program, an associate degree program, or a vocational or technical program below the baccalaureate.

**Undergraduate Research:** Opportunities offered to undergraduate students to make original contributions in an academic discipline via the exploration of a specific research topic. Research opportunities may or may not be associated with a specific course or earn credit.

**\*Veteran's counseling:** Helps veterans and their dependents obtain benefits for their selected program and provides certifications to the Veteran's Administration. May also provide personal counseling on the transition from the military to a civilian life.

**\*Visually impaired:** Any person whose sight loss is not correctable and is sufficiently severe as to adversely affect educational performance.

Note: In sections B4-B21, the numbers for the Final 2016 cohort (C) and Six-Year graduation rate for 2016 cohort (H) have been corrected from the values reported in the Common Data Set for 2022-2023.



**Volunteer work (as admission factor):** Special consideration given to students for activity done on a volunteer basis (e.g., tutoring, hospital care, working with the elderly or disabled) as a service to the community or the public in general.

**Wait list:** List of students who meet the admission requirements but will only be offered a place in the class if space becomes available.

**Weekend college:** A program that allows students to take a complete course of study and attend classes only on weekends.

**White:** A person having origins in any of the original peoples of Europe, the Middle East, or North Africa.

**\*Women's center:** Center with programs, academic activities, and/or services intended to promote an understanding of the evolving roles of women.

**Work experience (as admission factor):** Special consideration given to students who have been employed prior to application, whether for relevance to major, demonstration of employment-related skills, or as explanation of student's academic and extracurricular record.

## FINANCIAL AID DEFINITIONS

**External scholarships and grants:** Scholarships and grants received from outside (private) sources that students bring with them (e.g., Kiwanis, National Merit scholarships). The institution may process paperwork to receive the dollars, but it has no role in determining the recipient or the dollar amount awarded.

**Financial aid applicant:** Any applicant who submits **any one of** the institutionally required financial aid applications/forms, such as the FAFSA.

**Indebtedness:** Aggregate dollar amount borrowed through any loan program (federal, state, subsidized, unsubsidized, private, etc.; excluding parent loans) while the student was enrolled at an institution. Student loans co-signed by a parent are assumed to be the responsibility of the student and **should** be included.

**Institutional scholarships and grants:** Endowed scholarships, annual gifts and tuition funded grants for which the institution determines the recipient.

**Financial need:** As determined by your institution using the federal methodology and/or your institution's own standards.

**Need-based aid:** College-funded or college-administered award from institutional, state, federal, or other sources for which a student must have financial need to qualify. This includes both institutional and non-institutional student aid (grants, jobs, and loans).

**Need-based scholarship or grant aid:** Scholarships and grants from institutional, state, federal, or other sources for which a student must have financial need to qualify.

**Need-based self-help aid:** Loans and jobs from institutional, state, federal, or other sources for which a student must demonstrate financial need to qualify.

Note: In sections B4-B21, the numbers for the Final 2016 cohort (C) and Six-Year graduation rate for 2016 cohort (H) have been corrected from the values reported in the Common Data Set for 2022-2023.

**Non-need-based scholarship or grant aid:** Scholarships and grants, gifts, or merit-based aid from institutional, state, federal, or other sources (including unrestricted funds or gifts and endowment income) awarded solely on the basis of academic achievement, merit, or any other non-need-based reason. When reporting questions H1 and H2, non-need-based aid that is used to meet need should be counted as need-based aid.

**Note: Suggested order of precedence for counting non-need money as need-based:**

1. Non-need institutional grants
2. Non-need tuition waivers
3. Non-need athletic awards
4. Non-need federal grants
5. Non-need state grants
6. Non-need outside grants
7. Non-need student loans
8. Non-need parent loans
9. Non-need work

**Non-need-based self-help aid:** Loans and jobs from institutional, state, or other sources for which a student need not demonstrate financial need to qualify.

**Work study and employment:** Federal and state work study aid, and any employment packaged by your institution in financial aid awards.